

SUPERLOK®

Installer's Pocket Guide

Tube Fittings / Hose Fittings / Thread Fittings



BMT Co., Ltd.

www.superlok.com

Contents / Tube Fitting

Union

SU page 15
Union



SRU page 16~18
Reducing Union



SBHRU page 18
Bulkhead Reducing Union



SBHU page 19
Bulkhead Union



Connector

SMC page 20~24
Male Connector



SMC-GM page 25
Male Connector For Metal Gasket Seal



SGMC page 26
Male Connector For Bonded Washer Seal



SFC page 27~28
Female Connector



SGC page 29
Gauge Connector



SMCB page 30
Bulkhead Male Connector



SFCB page 31
Bulkhead Female Connector



Elbows

SUE page 32
Union Elbow



SME page 33~36
Male Elbow



SHUE page 36
45° Union Elbow



SHME page 37
45° Male Elbow



SPHME page 37
45° Positionable Male Elbow



SPME page 38~39
Positionable Male Elbow



SFE page 40~41
Female Elbow



Tee

SUT page 42
Union Tee



SRUT page 43
Reducing Union Tee



Contents / Tube Fitting

SMBT page 43~44
Male Branch Tee



SFA page 59~60
Female Adapter



SPMBT page 45~46
Positionable
Male Branch Tee



SPC page 60~61
Port Connector



SMRT page 47
Male Run Tee



SRPC page 61
Reducing Port
Connector



SPMRT page 48~49
Positionable
Male Run Tee



SFTC page 62
Flange Lapped
Tubes Connector



SFBT page 50
Female Branch Tee



An Tube

SAF page 62
An Flare



SFRT page 51
Female Run Tee



SAU page 63
An Union



SUC page 52
Union Cross



SAA page 63
An Adapter



Stub Tube Connector

SR page 53~55
Reducer



O-Ring Seal

SOSC page 64
O-Seal Straight
Thread Connector



SRB page 56
Bulkhead
Reducer



SOPC page 64
O-Seal Pipe
Thread Connector

















SMA page 57~58
Male Adapter





SSMC page 65
SAE/MS
Male Connector


























Contents / Tube Fitting

Weld End		Spare Part	
<p>SPWC page 66~67 Male Pipe Weld Connector</p> 		<p>SN page 73 Nut</p> 	
<p>SMPWE page 68 Male Pipe Weld Elbow</p> 		<p>SFF page 74 Front Ferrule</p> 	
<p>SSWC page 68 Socket Weld Connector</p> 		<p>SBF page 75 Back Ferrule</p> 	
<p>SSWE page 69 Socket Weld Elbow</p> 		<p>SFS page 76 Ferrule Set</p> 	
Plug & Cap			
<p>SP page 69~70 Plug</p> 		<p>SI page 77 Insert</p> 	
<p>SC page 71 Cap</p> 		<p>SBHR page 78 Bulkhead Retainer</p> 	
Sanitary Flange Fitting			
<p>SSFA page 72 Sanitary Flange Fitting</p> 		<p>SVP page 78 Vent Protector</p> 	

Contents / Hose Fitting

Push on Hose Fitting		Hose Fitting	
<p>SPH page 79 Push on Hose Fitting</p> 		<p>SHF page 80 Hose Fitting</p> 	


Contents / Thread Fitting

Thread Fitting			
ICN page 81 Close Nipple		IPC page 87 Pipe Cap	
IHN page 81 Hex Nipple Male NPT Threads		IFE page 88 Female Elbow	
IHN page 82 Hex Nipple Male NPT to Male ISO Parallel Pipe Threads		ISE page 88 Street Elbow	
IHLN page 82 Hex Long Nipple		IRSE page 89 Reducing Street Elbow	
IHRN page 83 Hex Reducing Nipple		IME page 89 Male Elbow	
IA page 83 Adapter Female to Male NPT Threads		IFT page 90 Female Tee	
IA page 84 Adapter Female NPT to Male ISO Parallel Pipe Threads		IBT page 90 Branch Tee	
IRA page 84 Reducing Adapter		IRT page 91 Run Tee	
IRHB page 85 Reducing Hex Bushing		IMT page 91 Male Tee	
IHC page 85 Hex Coupling		IFC page 92 Female Cross	
IHRC page 86 Hex Reducing Coupling			
IPG page 86 ISO Parallel Gasket			
IPP page 87 Pipe Plug			

SUPERLOK Tube Fitting Instructions for 1 in./25mm and under Fittings

Installation Instructions

1. Insert tubing into the **SUPERLOK** tube fitting (fig. 1).
2. Make sure that the tubing rests firmly on the shoulder of the tube fittings body and that the nut is finger-tight.
3. Mark the nut at the 6 o'clock position (fig. 2).
4. While holding fitting body steady, tighten the nut 1 1/4 turns (see note) to the 9 o'clock position (fig. 3).



Note

For 1/16, 1/8, and 3/16 in.; and 2, 3, and 4mm tube fittings, tighten the nut 3/4 turn to the 3 o'clock position.

Installation in High-Pressure Applications and High Safety-Factor Systems

1. Insert tubing into the **SUPERLOK** tube fittings (fig. 1).
2. Make sure that the tubing rests firmly on the shoulder of the tube fitting body.
3. Due to the variations of tubing diameters, a common starting point is desirable. Therefore, tighten the nut until the tubing will not turn by hand or move axially in the fitting.
4. Mark the nut at the 6 o'clock position (fig. 2).
5. While holding fitting body steady, tighten the nut 1 1/4 turns (see note) to the 9 o'clock position (fig. 3).

Note

For 1/16, 1/8, and 3/16 in.; and 2, 3, and 4mm tube fittings, tighten the nut 3/4 turn to the 3 o'clock position.

Gaugeability

On initial installation, the **SUPERLOK** gap inspection gauge assures the installer or inspector that a **SUPERLOK** fitting has been sufficiently tightened.



Position the **SUPERLOK** gap inspection gauge next to the gap between the nut and body.

- If the gauge will not enter the gap, the fitting is sufficiently tightened (fig. 4).
- If the gauge will enter the gap, additional tightening is required (fig. 5).

Note

SUPERLOK gap inspection gauges, except for SIG-468 and SIG-612M, can be used with high-pressure and high safety factor installations to assure the installer or inspector that a fitting has been sufficiently tightened.

Reassembly Instructions

You may disassemble and reassemble a **SUPERLOK** tube fitting, port connector, cap, and plug many times.

1. Insert tubing with preswaged ferrules into the fitting body until the front ferrule seats (fig. 6).
2. Rotate the nut with a wrench to the previously pulled-up position; at this point a significant increase in resistance will be encountered.
3. Tighten slightly with a wrench (fig. 7).

Note

Do not use the gap inspection gauge with reassembled fittings.



Tube Adapters

Installation Instructions

1. Install the end opposite the tube adapter end (fig. 8).
2. Insert the tube adapter into the **SUPERLOK** tube fitting. Make sure that the tube adapter rests firmly on the shoulder of the tube fitting body and that the nut is finger-tight (fig. 9).
3. Mark the nut at the 6 o'clock position.
4. While holding fitting body steady, tighten the nut 1 1/4 turns (see note) to the 9 o'clock position.

Fig. 8



Female pipe port on existing equipment

Fig. 9



Note

For 1/16, 1/8, and 3/16 in.; and 2, 3, and 4mm tube fittings, tighten the nut 3/4 turn to the 3 o'clock position.

SUPERLOK Tube Fitting to AN Adapter

1. Tighten the AN nut by hand.
2. Rotate the AN nut with a wrench until a significant increase in resistance is encountered.
3. Tighten slightly with a wrench.

Port Connectors

Installation Instructions

- Machined Ferrule End

1. Remove the nut and ferrules from one **SUPERLOK** tube fitting end.
2. Place the nut over the machined ferrule end of the port connector (fig. 10).
3. Turn the nut onto the fitting so that it is finger-tight (fig. 11).
4. Mark the nut at the 6 o'clock position.
5. While holding fitting body steady, tighten the nut 1/4 turn (see note) to the 9 o'clock position.

Fig. 10

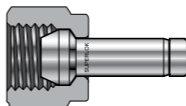
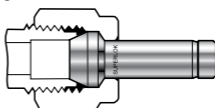


Fig. 11



Note

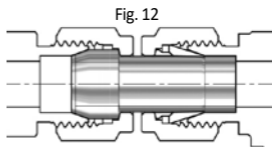
For 1/16, 1/8, and 3/16 in.; and 2, 3, and 4mm tube fittings, tighten the nut 1/8 turn.

Port Connectors (continued)

Installation Instructions

- Tube Adapter End

1. Insert the tube adapter into the **SUPERLOK** tube fitting. Make sure that the tube adapter rests firmly on the shoulder of the tube fitting body and that the nut is finger-tight (fig. 12).
2. Mark the nut at the 6 o'clock position.
3. While holding fitting body steady, tighten the nut 1 1/4 turns (see note) to the 9 o'clock position.



Note

For 1/16, 1/8, and 3/16 in. : 2, 3, and 4mm tube fittings, tighten the nut 3/4 turn to the 3 o'clock position.

Plugs

Installation Instructions

While holding fitting body steady, tighten the plug 1/4 turns (see note) from the finger-tight position.



Note

For 1/16, 1/8, and 3/16 in. : 2, 3, and 4mm tube fittings, tighten the plug 1/8 turn.

Caps

Installation Instructions

See tube fitting installation instructions.



Preswaging Tool

Installation Instructions

1. Install the **SUPERLOK** nut and ferrules onto the preswaging tool.
2. Insert tubing into the preswaging tool.
3. Make sure that tubing rests firmly on the shoulder of the preswaging tool body and that the nut is finger-tight.
4. Mark the nut at the 6 o'clock position.
5. While holding the preswaging tool steady, tighten the nut 1 1/4 turns (see note) to the 9 o'clock position (fig. 13).



Note

For 1/16, 1/8, and 3/16 in. :

2, 3, and 4mm tube fittings, tighten the nut 3/4 turn to the 3 o'clock position.

6. Loosen the nut.
7. Remove the tubing with preswaged ferrules from the preswaged tool.

Note

If the tubing sticks in the preswaging tool, remove the tubing by gently rocking it back and forth. Do not turn the tubing (fig. 14).

Fig. 14



8. Insert tubing with reswaged ferrules into the fitting body until the front ferrule seats.
9. Rotate the nut with a wrench until a significant increase in resistance is encountered.
10. Tighten slightly with a wrench (fig. 15).

Fig. 15



Note

Do not use the gap inspection gauge with fittings that were assembled using the preswaging tool.

Weld Fittings

Welding Precautions

1. Remove the nut and ferrules.
2. Turn another **SUPERLOK** nut or tube fittings plug onto the fittings so that it is finger-tight.
3. Provide a suitable heat sink to dissipate the heat.
4. Tack weld at four positions 90 apart to hold the fitting in place.
5. Complete the weld.
6. Remove the plug or nut and replace the nut and ferrules.

Positionable Elbows and Tees

Installation Instructions

1. Turn the positionable end into the female fitting until the metal backup washer contacts the face of the fitting.
2. Turn the positionable end out of the female fitting (not more than one turn) until the **SUPERLOK** tube fitting end is positioned properly.
3. While holding fitting body steady, tighten the lock nut until the metal backup washer contacts the face of the fitting.
4. For SAE/MS straight threads, tighten to the appropriate torque as listed in SAE J1926. For ISO parallel threads, tighten slightly with a wrench.



O-Seal Male Connectors

Installation Instructions

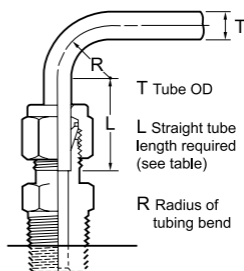
1. Turn the O-seal connector into the female end until it is finger-tight.
2. Tighten the O-seal connector until it makes metal-to-metal contact with the face of the female end.
3. Tighten slightly with a wrench.

Tube Installation

Properly selected and handled tubing, when combined with the quality of **SUPERLOK** fittings, will give you leak-tight system.

Properly installed on such tubing, **SUPERLOK** fittings provide reliable service under a wide variety of fluid applications.

When installing fittings near tube bends, there must be a sufficient straight length of tubing to allow the tube to be bottomed in the **SUPERLOK** fitting (see tables below).



Fractional, in.	
T Tube OD	L
1/16	1/2
1/8	23/32
3/16	3/4
1/4	13/16
5/16	7/8
3/8	15/16
1/2	1 3/16
5/8	1 1/4
3/4	1 1/4
7/8	1 5/16
1	1 1/2
1 1/4	2
1 1/2	2 13/32
2	3 1/4

Metric, mm.	
T Tube OD	L
3	19
6	21
8	23
10	25
12	31
14	32
15	32
16	32
18	32
20	34
22	34
25	40
28	46
30	50
32	54
38	63
50	80

Suggested Allowable Working Pressure for Stainless Steel Tubing

Tubing Selection

Suggested to order stainless steel tubing that is high-quality, fully annealed such as Type 304, 316, 316L, seamless or welded, ASTM A269 and A213, or equivalent.

Fractional Stainless Steel Tubing (Working Pressure, psig)

Tube O.D. (in)	TUBE WALL THICKNESS (in)												
	0.010	0.012	0.014	0.016	0.020	0.028	0.035	0.049	0.065	0.083	0.095	0.109	0.120
1/16	5600	6800	8100	9400	12000								
1/8						8500	10900						
3/16						5400	7000	10200					
1/4						4000	5100	7500	10200				
5/16							4000	5800	8000				
3/8							3300	4800	6500				
1/2							2600	3700	5100	6700			
5/8								2900	4000	5200	6000		
3/4								2400	3300	4200	4900	5800	
7/8								2000	2800	3600	4200	4800	
1									2400	3100	3600	4200	4700

For gas service, select a tube wall thickness inside the grey shaded area.

Metric Stainless Steel Tubing (Working Pressure, psig)

Tube O.D. (mm)	TUBE WALL THICKNESS (mm)												
	0.71	0.89	1.00	1.25	1.50	1.65	2.00	2.11	2.41	2.50	2.77	3.00	3.05
3	10800	13800	15300										
4	7900	10100	11500	14400									
6	5000	6500	7400	9400	11500	12700							
8		4700	5800	6800	8400	9300							
10		3700	4200	5300	6500	7300							
12		3000	3400	4400	5300	5900	6800	7200					
16			2500	3200	3900	4300	5300	5700	6600	6800			
18				2800	3400	3800	4700	5000	5800	6000	6700		
20				2500	3000	3400	4200	4400	5100	5300	6000		
22				2300	2800	3000	3800	4000	4600	4800	5400		
25				2000	2400	2700	3300	3500	4000	4200	4700	5100	5200

For gas service, select a tube wall thickness inside the grey shaded area.

Allowable stress value between -20°F and 100°F (-28.9°C ~ 37.8°C) is 19,500 psi (Safety factor is 4 (Ultimate tensile strength is 75,000 psi))

- The above data are based on the minimum wall thickness and the maximum O. D. allowed by and under the standard of ASTM A269.
- The dimensions are not considered to erosion or corrosion.

SU

Union



Connects Fractional Tubes

SUPERLOK Part No.	Cross Reference		Tube O.D.	
			in	mm
SU - 1	100-6	1SC1	1/16	1.58
SU - 2	200-6	2SC2	1/8	3.17
SU - 3	300-6	3SC3	3/16	4.76
SU - 4	400-6	4SC4	1/4	6.35
SU - 5	500-6	5SC5	5/16	7.93
SU - 6	600-6	6SC6	3/8	9.52
SU - 8	810-6	8SC8	1/2	12.70
SU - 10	1010-6	10SC10	5/8	15.87
SU - 12	1210-6	12SC12	3/4	19.05
SU - 14	1410-6	14SC14	7/8	22.22
SU - 16	1610-6	16SC16	1	25.40
SU - 20	2000-6	20SC20	1-1/4	31.75
SU - 24	2400-6	24SC24	1-1/2	38.10
SU - 32	3200-6	32SC32	2	50.80

Connects Metric Tubes

SUPERLOK Part No.	Cross Reference		Tube O.D. (mm)
SU - 2M	2M0-6	SCM2	2
SU - 3M	3M0-6	SCM3	3
SU - 4M	4M0-6	SCM4	4
SU - 6M	6M0-6	SCM6	6
SU - 8M	8M0-6	SCM8	8
SU - 10M	10M0-6	SCM10	10
SU - 12M	12M0-6	SCM12	12
SU - 15M	15M0-6	SCM15	15
SU - 16M	16M0-6	SCM16	16
SU - 18M	18M0-6	SCM18	18
SU - 20M	20M0-6	SCM20	20
SU - 22M	22M0-6	SCM22	22
SU - 25M	25M0-6	SCM25	25

SRU

Reducing Union



Connects Fractional Tubes

SUPERLOK Part No.	Cross Reference		Tube O.D.		Reduced O.D	
			in	mm	in	mm
SRU - 2 - 1	200-6-1	2RU1	1/8	3.17	1/16	1.58
SRU - 3 - 2	300-6-2	3RU2	3/16	4.76	1/8	3.17
SRU - 4 - 2	400-6-2	4RU2	1/4	6.35	1/8	3.17
SRU - 4 - 3	400-6-3	4RU3	1/4	6.35	3/16	4.76
SRU - 5 - 2	500-6-2	5RU2	5/16	7.93	1/8	3.17
SRU - 5 - 4	500-6-4	5RU4	5/16	7.93	1/4	6.35
SRU - 6 - 2	600-6-2	6RU2	3/8	9.52	1/8	3.17
SRU - 6 - 4	600-6-4	6RU4	3/8	9.52	1/4	6.35
SRU - 6 - 5	600-6-5	6RU5	3/8	9.52	5/16	7.93
SRU - 8 - 2	810-6-2	8RU2	1/2	12.70	1/8	3.17
SRU - 8 - 4	810-6-4	8RU4	1/2	12.70	1/4	6.35
SRU - 8 - 6	810-6-6	8RU6	1/2	12.70	3/8	9.52
SRU -10 - 6	1010-6-6	10RU6	5/8	15.87	3/8	9.52
SRU -10 - 8	1010-6-8	10RU8	5/8	15.87	1/2	12.70
SRU -12 - 4	1210-6-4	12RU4	3/4	19.05	1/4	6.35
SRU -12 - 6	1210-6-6	12RU6	3/4	19.05	3/8	9.52
SRU -12 - 8	1210-6-8	12RU8	3/4	19.05	1/2	12.70
SRU -12 -10	1210-6-10	12RU10	3/4	19.05	5/8	15.87
SRU -16 - 8	1610-6-8	16RU8	1	25.40	1/2	12.70
SRU -16 -12	1610-6-12	16RU12	1	25.40	3/4	19.05

SRU

Reducing Union



Connects Metric Tubes

SUPERLOK Part No.	Cross Reference		Tube O.D.	Reduced O.D
			mm	mm
SRU - 6M - 3M	6M0-6-3M	M6RUM3	6	3
SRU - 6M - 4M	6M0-6-4M	M6RUM4	6	4
SRU - 8M - 6M	8M0-6-6M	M8RUM6	8	6
SRU - 10M - 6M	10M0-6-6M	M10RUM6	10	6
SRU - 10M - 8M	10M0-6-8M	M10RUM8	10	8
SRU - 12M - 6M	12M0-6-6M	M12RUM6	12	6
SRU - 12M - 8M	12M0-6-8M	M12RUM8	12	8
SRU - 12M - 10M	12M0-6-10M	M12RUM10	12	10
SRU - 16M - 12M	16M0-6-12M	M16RUM12	16	12
SRU - 25M - 18M	25M0-6-18M	M25RUM18	25	18
SRU - 25M - 20M	25M0-6-20M	M25RUM20	25	20

SRU

Reducing Union



Connects Metric Tubes To Fractional Tubes

SUPERLOK Part No.	Cross Reference		Tube O.D.		Reduced O.D	
			mm	in	in	mm
SRU - 2 - 3M	3M0-6-2	M3CU2	3	1/8	3.17	
SRU - 2 - 4M	4M0-6-2	M4CU2	4	1/8	3.17	
SRU - 4 - 4M	4M0-6-4	M4CU4	4	1/4	6.35	
SRU - 2 - 6M	6M0-6-2	M6CU2	6	1/8	3.17	
SRU - 4 - 6M	6M0-6-4	M6CU4	6	1/4	6.35	
SRU - 5 - 6M	6M0-6-5	M6CU5	6	5/16	7.93	
SRU - 4 - 8M	8M0-6-4	M8CU4	8	1/4	6.35	
SRU - 2 - 10M	10M0-6-2	M10CU2	10	1/8	3.17	
SRU - 4 - 10M	10M0-6-4	M10CU4	10	1/4	6.35	
SRU - 5 - 10M	10M0-6-5	M10CU5	10	5/16	7.93	
SRU - 6 - 10M	10M0-6-6	M10CU6	10	3/8	9.52	
SRU - 5 - 12M	12M0-6-5	M12CU5	12	5/16	7.93	
SRU - 6 - 12M	12M0-6-6	M12CU6	12	3/8	9.52	
SRU - 8 - 12M	12M0-6-8	M12CU8	12	1/2	12.70	
SRU - 8 - 15M	15M0-6-8	M15CU8	15	1/2	12.70	
SRU - 10 - 16M	16M0-6-10	M16CU10	16	5/8	15.87	
SRU - 12 - 18M	18M0-6-12	M18CU12	18	3/4	19.05	
SRU - 12 - 20M	20M0-6-12	M20CU12	20	3/4	19.05	
SRU - 16 - 20M	20M0-6-16	M20CU16	20	1	25.40	
SRU - 16 - 25M	25M0-6-16	M25CU16	25	1	25.40	

SBHRU

Bulkhead Reducing Union



Connects Fractional Tubes

SUPERLOK Part No.	Cross Reference		Tube O.D.		Reduced O.D	
			in	mm	in	mm
SBHRU - 4 - 2	400-61-2	2BC4	1/4	6.35	1/8	3.17
SBHRU - 6 - 4	600-61-4	4BC6	3/8	9.52	1/4	6.35
SBHRU - 8 - 4	810-61-4	4BC8	1/2	12.70	1/4	6.35

SBHU

Bulkhead Union



Connects Fractional Tubes

SUPERLOK Part No.	Cross Reference		Tube O.D.	
			in	mm
SBHU - 1	100-61	1BC1	1/16	1.58
SBHU - 2	200-61	2BC2	1/8	3.17
SBHU - 3	300-61	3BC3	3/16	4.76
SBHU - 4	400-61	4BC4	1/4	6.35
SBHU - 5	500-61	5BC5	5/16	7.93
SBHU - 6	600-61	6BC6	3/8	9.52
SBHU - 8	810-61	8BC8	1/2	12.70
SBHU - 10	1010-61	10BC10	5/8	15.87
SBHU - 12	1210-61	12BC12	3/4	19.05
SBHU - 14	1410-61	14BC14	7/8	22.22
SBHU - 16	1610-61	16BC16	1	25.40

Connects Metric Tubes

SUPERLOK Part No.	Cross Reference		Tube O.D.
			mm
SBHU - 3M	3M0-61	BCM3	3
SBHU - 4M	4M0-61	BCM4	4
SBHU - 6M	6M0-61	BCM6	6
SBHU - 8M	8M0-61	BCM8	8
SBHU - 10M	10M0-61	BCM10	10
SBHU - 12M	12M0-61	BCM12	12
SBHU - 15M	15M0-61	BCM15	15
SBHU - 16M	16M0-61	BCM16	16
SBHU - 18M	18M0-61	BCM18	18
SBHU - 20M	20M0-61	BCM20	20
SBHU - 22M	22M0-61	BCM22	22
SBHU - 25M	25M0-61	BCM25	25

SMC

Male Connector



Connects Fractional Tubes To Female NPT Thread

SUPERLOK Part No.	Cross Reference		Tube O.D.		Thread (in)
			in	mm	
SMC - 1 - 1N	100-1-1	1MSC1N	1/16	1.58	1/16
SMC - 1 - 2N	100-1-2	1MSC2N	1/16	1.58	1/8
SMC - 2 - 2N	200-1-2	2MSC2N	1/8	3.17	1/8
SMC - 2 - 4N	200-1-4	2MSC4N	1/8	3.17	1/4
SMC - 2 - 6N	200-1-6	2MSC6N	1/8	3.17	3/8
SMC - 2 - 8N	200-1-8	2MSC8N	1/8	3.17	1/2
SMC - 3 - 2N	300-1-2	3MSC2N	3/16	4.76	1/8
SMC - 3 - 4N	300-1-4	3MSC4N	3/16	4.76	1/4
SMC - 4 - 2N	400-1-2	4MSC2N	1/4	6.35	1/8
SMC - 4 - 4N	400-1-4	4MSC4N	1/4	6.35	1/4
SMC - 4 - 6N	400-1-6	4MSC6N	1/4	6.35	3/8
SMC - 4 - 8N	400-1-8	4MSC8N	1/4	6.35	1/2
SMC - 4 - 12N	400-1-12	4MSC12N	1/4	6.35	3/4
SMC - 5 - 2N	500-1-2	5MSC2N	5/16	7.93	1/8
SMC - 5 - 4N	500-1-4	5MSC4N	5/16	7.93	1/4
SMC - 5 - 6N	500-1-6	5MSC6N	5/16	7.93	3/8
SMC - 6 - 2N	600-1-2	6MSC2N	3/8	9.52	1/8
SMC - 6 - 4N	600-1-4	6MSC4N	3/8	9.52	1/4
SMC - 6 - 6N	600-1-6	6MSC6N	3/8	9.52	3/8
SMC - 6 - 8N	600-1-8	6MSC8N	3/8	9.52	1/2
SMC - 6 - 12N	600-1-12	6MSC12N	3/8	9.52	3/4
SMC - 8 - 2N	810-1-2	8MSC2N	1/2	12.70	1/8
SMC - 8 - 4N	810-1-4	8MSC4N	1/2	12.70	1/4
SMC - 8 - 6N	810-1-6	8MSC6N	1/2	12.70	3/8
SMC - 8 - 8N	810-1-8	8MSC8N	1/2	12.70	1/2
SMC - 8 - 12N	810-1-12	8MSC12N	1/2	12.70	3/4
SMC - 8 - 16N	810-1-16	8MSC16N	1/2	12.70	1
SMC - 10 - 6N	1010-1-6	10MSC6N	5/8	15.87	3/8
SMC - 10 - 8N	1010-1-8	10MSC8N	5/8	15.87	1/2
SMC - 10 - 12N	1010-1-12	10MSC12N	5/8	15.87	3/4

SMC

Male Connector



Connects Fractional Tubes To Female NPT Thread

SUPERLOK Part No.	Cross Reference		Tube O.D.		Thread (in)
			in	mm	
SMC - 12 - 8N	1210-1-8	12MSC8N	3/4	19.05	1/2
SMC - 12 - 12N	1210-1-12	12MSC12N	3/4	19.05	3/4
SMC - 12 - 16N	1210-1-16	12MSC16N	3/4	19.05	1
SMC - 14 - 12N	1410-1-12	14MSC12N	7/8	22.22	3/4
SMC - 14 - 16N	1410-1-16	14MSC16N	7/8	22.22	1
SMC - 16 - 8N	1610-1-8	16MSC8N	1	25.40	1/2
SMC - 16 - 12N	1610-1-12	16MSC12N	1	25.40	3/4
SMC - 16 - 16N	1610-1-16	16MSC16N	1	25.40	1
SMC - 20 - 16N	2000-1-16	20MSC16N	1-1/4	31.75	1
SMC - 20 - 20N	2000-1-20	20MSC20N	1-1/4	31.75	1-1/4
SMC - 24 - 24N	2400-1-24	24MSC24N	1-1/2	38.10	1-1/2
SMC - 32 - 32N	3200-1-32	32MSC32N	2	50.80	2

Connects Fractional Tube To Female ISO Tapered Thread

SUPERLOK Part No.	Cross Reference		Tube O.D.		Thread (in)
			in	mm	
SMC - 2 - 2R	200-1-2RT	2MSC2K	1/8	3.17	1/8
SMC - 2 - 4R	200-1-4RT	2MSC4K	1/8	3.17	1/4
SMC - 4 - 2R	400-1-2RT	4MSC2K	1/4	6.35	1/8
SMC - 4 - 4R	400-1-4RT	4MSC4K	1/4	6.35	1/4
SMC - 4 - 6R	400-1-6RT	4MSC6K	1/4	6.35	3/8
SMC - 4 - 8R	400-1-8RT	4MSC8K	1/4	6.35	1/2
SMC - 5 - 2R	500-1-2RT	5MSC2K	5/16	7.93	1/8
SMC - 5 - 4R	500-1-4RT	5MSC4K	5/16	7.93	1/4
SMC - 6 - 2R	600-1-2RT	6MSC2K	3/8	9.52	1/8
SMC - 6 - 4R	600-1-4RT	6MSC4K	3/8	9.52	1/4
SMC - 6 - 6R	600-1-6RT	6MSC6K	3/8	9.52	3/8
SMC - 6 - 8R	600-1-8RT	6MSC8K	3/8	9.52	1/2
SMC - 8 - 4R	810-1-4RT	8MSC4K	1/2	12.70	1/4
SMC - 8 - 6R	810-1-6RT	8MSC6K	1/2	12.70	3/8
SMC - 8 - 8R	810-1-8RT	8MSC8K	1/2	12.70	1/2
SMC - 8 - 12R	810-1-12RT	8MSC12K	1/2	12.70	3/4
SMC - 12 - 12R	1210-1-12RT	12MSC12K	3/4	19.05	3/4
SMC - 16 - 16R	1610-1-16RT	16MSC16K	1	25.40	1

SMC

Male Connector



Connects Metric Tube To Female NPT Thread

SUPERLOK Part No.	Cross Reference		Tube O.D.	Thread (in)
			mm	
SMC - 2M - 2N	2M0-1-2	M2MSC1/8N	2	1/8
SMC - 3M - 2N	3M0-1-2	M3MSC1/8N	3	1/8
SMC - 3M - 4N	3M0-1-4	M3MSC1/4N	3	1/4
SMC - 4M - 2N	4M0-1-2	M4MSC1/8N	4	1/8
SMC - 4M - 4N	4M0-1-4	M4MSC1/4N	4	1/4
SMC - 6M - 2N	6M0-1-2	M6MSC1/8N	6	1/8
SMC - 6M - 4N	6M0-1-4	M6MSC1/4N	6	1/4
SMC - 6M - 6N	6M0-1-6	M6MSC3/8N	6	3/8
SMC - 6M - 8N	6M0-1-8	M6MSC1/2N	6	1/2
SMC - 8M - 2N	8M0-1-2	M8MSC1/8N	8	1/8
SMC - 8M - 4N	8M0-1-4	M8MSC1/4N	8	1/4
SMC - 8M - 6N	8M0-1-6	M8MSC3/8N	8	3/8
SMC - 8M - 8N	8M0-1-8	M8MSC1/2N	8	1/2
SMC-10M - 2N	10M0-1-2	M10MSC1/8N	10	1/8
SMC-10M - 4N	10M0-1-4	M10MSC1/4N	10	1/4
SMC-10M - 6N	10M0-1-6	M10MSC3/8N	10	3/8
SMC-10M - 8N	10M0-1-8	M10MSC1/2N	10	1/2
SMC-12M - 2N	12M0-1-2	M12MSC1/8N	12	1/8
SMC-12M - 4N	12M0-1-4	M12MSC1/4N	12	1/4
SMC-12M - 6N	12M0-1-6	M12MSC3/8N	12	3/8
SMC-12M - 8N	12M0-1-8	M12MSC1/2N	12	1/2
SMC-12M - 12N	12M0-1-12	M12MSC3/4N	12	3/4
SMC-14M - 4N	14M0-1-4	M14MSC1/4N	14	1/4
SMC-14M - 6N	14M0-1-6	M14MSC3/8N	14	3/8
SMC-14M - 8N	14M0-1-8	M14MSC1/2N	14	1/2
SMC-16M - 6N	16M0-1-6	M16MSC3/8N	16	3/8
SMC-16M - 8N	16M0-1-8	M16MSC1/2N	16	1/2
SMC-16M - 12N	16M0-1-12	M16MSC3/4N	16	3/4

SMC

Male Connector



Connects Metric Tube To Female NPT Thread

SUPERLOK Part No.	Cross Reference		Tube O.D.	Thread (in)
			mm	
SMC - 18M - 8N	18M0-1-8	M18MSC1/2N	18	1/2
SMC - 18M - 12N	18M0-1-12	M18MSC3/4N	18	3/4
SMC - 20M - 8N	20M0-1-8	M20MSC1/2N	20	1/2
SMC - 20M - 12N	20M0-1-12	M20MSC3/4N	20	3/4
SMC - 22M - 12N	22M0-1-12	M22MSC3/4N	22	3/4
SMC - 22M - 16N	22M0-1-16	M22MSC1N	22	1
SMC - 25M - 12N	25M0-1-12	M25MSC3/4N	25	3/4
SMC - 25M - 16N	25M0-1-16	M25MSC1N	25	1
SMC - 28M - 16N	28M0-1-16	M28MSC1N	28	1
SMC - 28M - 20N	28M0-1-20	M28MSC1 1/4N	28	1-1/4
SMC - 30M - 20N	30M0-1-20	M30MSC1 1/4N	30	1-1/4
SMC - 32M - 20N	32M0-1-20	M32MSC1 1/4N	32	1-1/4
SMC - 38M - 24N	38M0-1-24	M38MSC1 1/2N	38	1-1/2

Connects Metric Tube To Female ISO Tapered Thread

SUPERLOK Part No.	Cross Reference		Tube O.D.	Thread (in)
			mm	
SMC - 2M - 2R	2M0-1-2RT	M2MSC1/8K	2	1/8
SMC - 3M - 2R	3M0-1-2RT	M3MSC1/8K	3	1/8
SMC - 3M - 4R	3M0-1-4RT	M3MSC1/4K	3	1/4
SMC - 4M - 2R	4M0-1-2RT	M4MSC1/8K	4	1/8
SMC - 4M - 4R	4M0-1-4RT	M4MSC1/4K	4	1/4
SMC - 6M - 2R	6M0-1-2RT	M6MSC1/8K	6	1/8
SMC - 6M - 4R	6M0-1-4RT	M6MSC1/4K	6	1/4
SMC - 6M - 6R	6M0-1-6RT	M6MSC3/8K	6	3/8
SMC - 6M - 8R	6M0-1-8RT	M6MSC1/2K	6	1/2
SMC - 8M - 2R	8M0-1-2RT	M8MSC1/8K	8	1/8
SMC - 8M - 4R	8M0-1-4RT	M8MSC1/4K	8	1/4
SMC - 8M - 6R	8M0-1-6RT	M8MSC3/8K	8	3/8
SMC - 8M - 8R	8M0-1-8RT	M8MSC1/2K	8	1/2

SMC

Male Connector



Connects Metric Tube To Female ISO Tapered Thread

SUPERLOK Part No.	Cross Reference		Tube O.D.	Thread (in)
			mm	
SMC - 10M - 2R	10M0-1-2RT	M10MSC1/8K	10	1/8
SMC - 10M - 4R	10M0-1-4RT	M10MSC1/4K	10	1/4
SMC - 10M - 6R	10M0-1-6RT	M10MSC3/8K	10	3/8
SMC - 10M - 8R	10M0-1-8RT	M10MSC1/2K	10	1/2
SMC - 12M - 4R	12M0-1-4RT	M12MSC1/4K	12	1/4
SMC - 12M - 6R	12M0-1-6RT	M12MSC3/8K	12	3/8
SMC - 12M - 8R	12M0-1-8RT	M12MSC1/2K	12	1/2
SMC - 12M - 12R	12M0-1-12RT	M12MSC3/4K	12	3/4
SMC - 15M - 8R	15M0-1-8RT	M15MSC1/2K	15	1/2
SMC - 16M - 4R	16M0-1-4RT	M16MSC1/4K	16	1/4
SMC - 16M - 6R	16M0-1-6RT	M16MSC3/8K	16	3/8
SMC - 16M - 8R	16M0-1-8RT	M16MSC1/2K	16	1/2
SMC - 16M - 12R	16M0-1-12RT	M16MSC3/4K	16	3/4
SMC - 18M - 8R	18M0-1-8RT	M18MSC1/2K	18	1/2
SMC - 18M - 12R	18M0-1-12RT	M18MSC3/4K	18	3/4
SMC - 20M - 8R	20M0-1-8RT	M20MSC1/2K	20	1/2
SMC - 20M - 12R	20M0-1-12RT	M20MSC3/4K	20	3/4
SMC - 22M - 12R	22M0-1-12RT	M22MSC3/4K	22	3/4
SMC - 22M - 16R	22M0-1-16RT	M22MSC1K	22	1
SMC - 25M - 12R	25M0-1-12RT	M25MSC3/4K	25	3/4
SMC - 25M - 16R	25M0-1-16RT	M25MSC1K	25	1
SMC - 28M - 16R	28M0-1-16RT	M28MSC1K	28	1
SMC - 28M - 20R	28M0-1-20RT	M28MSC1 1/4K	28	1-1/4
SMC - 30M - 20R	30M0-1-20RT	M30MSC1 1/4K	30	1-1/4
SMC - 32M - 20R	32M0-1-20RT	M32MSC1 1/4K	32	1-1/4
SMC - 38M - 24R	38M0-1-24RT	M38MSC1 1/2K	38	1-1/2

SMC-GM

Male Connector For
Metal Gasket Seal



Connects Metric Tube To Female ISO Parallel Thread

SUPERLOK Part No.	Cross Reference		Tube O.D.	Thread (in)
			mm	
SMC - 3M - 2GM	3M0-1-2RP	-	3	1/8
SMC - 3M - 4GM	3M0-1-4RP	-	3	1/4
SMC - 4M - 2GM	4M0-1-2RP	-	4	1/8
SMC - 6M - 2GM	6M0-1-2RP	-	6	1/8
SMC - 6M - 4GM	6M0-1-4RP	-	6	1/4
SMC - 6M - 6GM	6M0-1-6RP	-	6	3/8
SMC - 6M - 8GM	6M0-1-8RP	-	6	1/2
SMC - 8M - 2GM	8M0-1-2RP	-	8	1/8
SMC - 8M - 4GM	8M0-1-4RP	-	8	1/4
SMC - 8M - 6GM	8M0-1-6RP	-	8	3/8
SMC - 8M - 8GM	8M0-1-8RP	-	8	1/2
SMC - 10M - 4GM	10M0-1-4RP	-	10	1/4
SMC - 10M - 6GM	10M0-1-6RP	-	10	3/8
SMC - 10M - 8GM	10M0-1-8RP	-	10	1/2
SMC - 12M - 4GM	12M0-1-4RP	-	12	1/4
SMC - 12M - 6GM	12M0-1-6RP	-	12	3/8
SMC - 12M - 8GM	12M0-1-8RP	-	12	1/2
SMC - 12M - 12GM	12M0-1-12RP	-	12	3/4
SMC - 15M - 8GM	15M0-1-8RP	-	15	1/2
SMC - 16M - 6GM	16M0-1-6RP	-	16	3/8
SMC - 16M - 8GM	16M0-1-8RP	-	16	1/2
SMC - 18M - 8GM	18M0-1-8RP	-	18	1/2
SMC - 18M - 12GM	18M0-1-12RP	-	18	3/4
SMC - 20M - 8GM	20M0-1-8RP	-	20	1/2
SMC - 20M - 12GM	20M0-1-12RP	-	20	3/4
SMC - 22M - 12GM	22M0-1-12RP	-	22	3/4
SMC - 22M - 16GM	22M0-1-16RP	-	22	1
SMC - 25M - 12GM	25M0-1-12RP	-	25	3/4
SMC - 25M - 16GM	25M0-1-16RP	-	25	1

SGMC

Male Connector For
Bonded Washer Seal



Connects Metric Tubes To Female ISO Parallel Thread

SUPERLOK Part No.	Cross Reference		Tube O.D.	Thread (in)
			mm	
SGMC - 3M - 2G	3M0-1-2RS	M3MSC1/8R	3	1/8
SGMC - 3M - 4G	3M0-1-4RS	M3MSC1/4R	3	1/4
SGMC - 4M - 2G	4M0-1-2RS	M4MSC1/8R	4	1/8
SGMC - 6M - 2G	6M0-1-2RS	M6MSC1/8R	6	1/8
SGMC - 6M - 4G	6M0-1-4RS	M6MSC1/4R	6	1/4
SGMC - 6M - 6G	6M0-1-6RS	M6MSC3/8R	6	3/8
SGMC - 6M - 8G	6M0-1-8RS	M6MSC1/2R	6	1/2
SGMC - 8M - 2G	8M0-1-2RS	M8MSC1/8R	8	1/8
SGMC - 8M - 4G	8M0-1-4RS	M8MSC1/4R	8	1/4
SGMC - 8M - 6G	8M0-1-6RS	M8MSC3/8R	8	3/8
SGMC - 8M - 8G	8M0-1-8RS	M8MSC1/2R	8	1/2
SGMC - 10M - 4G	10M0-1-4RS	M10MSC1/4R	10	1/4
SGMC - 10M - 6G	10M0-1-6RS	M10MSC3/8R	10	3/8
SGMC - 10M - 8G	10M0-1-8RS	M10MSC1/2R	10	1/2
SGMC - 12M - 4G	12M0-1-4RS	M12MSC1/4R	12	1/4
SGMC - 12M - 6G	12M0-1-6RS	M12MSC3/8R	12	3/8
SGMC - 12M - 8G	12M0-1-8RS	M12MSC1/2R	12	1/2
SGMC - 12M - 12G	12M0-1-12RS	M12MSC3/4R	12	3/4
SGMC - 16M - 6G	16M0-1-6RS	M16MSC3/8R	16	3/8
SGMC - 16M - 8G	16M0-1-8RS	M16MSC1/2R	16	1/2
SGMC - 18M - 8G	18M0-1-8RS	M18MSC1/2R	18	1/2
SGMC - 18M - 12G	18M0-1-12RS	M18MSC3/4R	18	3/4
SGMC - 20M - 8G	20M0-1-8RS	M20MSC1/2R	20	1/2
SGMC - 20M - 12G	20M0-1-12RS	M20MSC3/4R	20	3/4
SGMC - 22M - 12G	22M0-1-12RS	M22MSC3/4R	22	3/4
SGMC - 22M - 16G	22M0-1-16RS	M22MSC1R	22	1
SGMC - 25M - 12G	25M0-1-12RS	M25MSC3/4R	25	3/4
SGMC - 25M - 16G	25M0-1-16RS	M25MSC1R	25	1

SFC

Female Connector



Connects Fractional Tubes To Male NPT Thread

SUPERLOK Part No.	Cross Reference		Tube O.D.		Thread (in)
			in	mm	
SFC - 2 - 2N	200-7-2	2FSC2N	1/8	3.17	1/8
SFC - 2 - 4N	200-7-4	2FSC4N	1/8	3.17	1/4
SFC - 3 - 2N	300-7-2	3FSC2N	3/16	4.76	1/8
SFC - 4 - 2N	400-7-2	4FSC2N	1/4	6.35	1/8
SFC - 4 - 4N	400-7-4	4FSC4N	1/4	6.35	1/4
SFC - 4 - 6N	400-7-6	4FSC6N	1/4	6.35	3/8
SFC - 4 - 8N	400-7-8	4FSC8N	1/4	6.35	1/2
SFC - 5 - 2N	500-7-2	5FSC2N	5/16	7.93	1/8
SFC - 5 - 4N	500-7-4	5FSC4N	5/16	7.93	1/4
SFC - 6 - 2N	600-7-2	6FSC2N	3/8	9.52	1/8
SFC - 6 - 4N	600-7-4	6FSC4N	3/8	9.52	1/4
SFC - 6 - 6N	600-7-6	6FSC6N	3/8	9.52	3/8
SFC - 6 - 8N	600-7-8	6FSC8N	3/8	9.52	1/2
SFC - 6 - 12N	600-7-12	6FSC12N	3/8	9.52	3/4
SFC - 8 - 4N	810-7-4	8FSC4N	1/2	12.70	1/4
SFC - 8 - 6N	810-7-6	8FSC6N	1/2	12.70	3/8
SFC - 8 - 8N	810-7-8	8FSC8N	1/2	12.70	1/2
SFC - 8 - 12N	810-7-12	8FSC12N	1/2	12.70	3/4
SFC -10 - 6N	1010-7-6	10FSC6N	5/8	15.87	3/8
SFC -10 - 8N	1010-7-8	10FSC8N	5/8	15.87	1/2
SFC -12 - 8N	1210-7-8	12FSC8N	3/4	19.05	1/2
SFC -12 - 12N	1210-7-12	12FSC12N	3/4	19.05	3/4
SFC -14 - 12N	1410-7-12	14FSC12N	7/8	22.22	3/4
SFC -16 - 12N	1610-7-12	16FSC12N	1	25.40	3/4
SFC -16 - 16N	1610-7-16	16FSC16N	1	25.40	1

* ISO Tapered Threads are available upon request

SFC

Female Connector



Connects Metric Tubes To Male ISO Tapered Thread

SUPERLOK Part No.	Cross Reference		Tube O.D.	Thread (in)
			mm	
SFC - 3M - 2R	3M0-7-2RT	M3FSC1/8K	3	1/8
SFC - 3M - 4R	3M0-7-4RT	M3FSC1/4K	3	1/4
SFC - 4M - 2R	4M0-7-2RT	M4FSC1/8K	4	1/8
SFC - 6M - 2R	6M0-7-2RT	M6FSC1/8K	6	1/8
SFC - 6M - 4R	6M0-7-4RT	M6FSC1/4K	6	1/4
SFC - 6M - 6R	6M0-7-6RT	M6FSC3/8K	6	3/8
SFC - 6M - 8R	6M0-7-8RT	M6FSC1/2K	6	1/2
SFC - 8M - 2R	8M0-7-2RT	M8FSC1/8K	8	1/8
SFC - 8M - 4R	8M0-7-4RT	M8FSC1/4K	8	1/4
SFC - 8M - 6R	8M0-7-6RT	M8FSC3/8K	8	3/8
SFC - 8M - 8R	8M0-7-8RT	M8FSC1/2K	8	1/2
SFC - 10M - 2R	10M0-7-2RT	M10FSC1/8K	10	1/8
SFC - 10M - 4R	10M0-7-4RT	M10FSC1/4K	10	1/4
SFC - 10M - 6R	10M0-7-6RT	M10FSC3/8K	10	3/8
SFC - 10M - 8R	10M0-7-8RT	M10FSC1/2K	10	1/2
SFC - 12M - 2R	12M0-7-2RT	M12FSC1/8K	12	1/8
SFC - 12M - 4R	12M0-7-4RT	M12FSC1/4K	12	1/4
SFC - 12M - 6R	12M0-7-6RT	M12FSC3/8K	12	3/8
SFC - 12M - 8R	12M0-7-8RT	M12FSC1/2K	12	1/2
SFC - 12M - 12R	12M0-7-12RT	M12FSC3/4K	12	3/4
SFC - 15M - 8R	15M0-7-8RT	M15FSC1/2K	15	1/2
SFC - 16M - 8R	16M0-7-8RT	M16FSC1/2K	16	1/2
SFC - 20M - 8R	20M0-7-8RT	M20FSC1/2K	20	1/2
SFC - 20M - 12R	20M0-7-12RT	M20FSC3/4K	20	3/4
SFC - 22M - 12R	22M0-7-12RT	M22FSC3/4K	22	3/4
SFC - 22M - 16R	22M0-7-16RT	M22FSC1K	22	1
SFC - 25M - 12R	25M0-7-12RT	M25FSC3/4K	25	3/4
SFC - 25M - 16R	25M0-7-16RT	M25FSC1K	25	1

* NPT Threads are available upon request

SGC

Gauge Connector



Connects Fractional Tubes To ISO Parallel Thread

SUPERLOK Part No.	Cross Reference		Tube O.D.		Thread (in)
			in	mm	
SGC - 4 - 4G	400-7-4RG	4FSC4GC	1/4	6.35	1/4
SGC - 4 - 6G	400-7-6RG	4FSC6GC	1/4	6.35	3/8
SGC - 4 - 8G	400-7-8RG	4FSC8GC	1/4	6.35	1/2
SGC - 5 - 4G	500-7-4RG	5FSC4GC	5/16	7.93	1/4
SGC - 5 - 8G	500-7-8RG	5FSC8GC	5/16	7.93	1/2
SGC - 6 - 4G	600-7-4RG	6FSC4GC	3/8	9.52	1/4
SGC - 6 - 6G	600-7-6RG	6FSC6GC	3/8	9.52	3/8
SGC - 6 - 8G	600-7-8RG	6FSC8GC	3/8	9.52	1/2
SGC - 8 - 4G	810-7-4RG	8FSC4GC	1/2	12.70	1/4
SGC - 8 - 6G	810-7-6RG	8FSC6GC	1/2	12.70	3/8
SGC - 8 - 8G	810-7-8RG	8FSC8GC	1/2	12.70	1/2

Connects Metric Tubes To ISO Parallel Thread

SUPERLOK Part No.	Cross Reference		Tube O.D.	Thread (in)
			mm	
SGC - 3M - 4G	3M0-7-4RG	M3GC1/4R	3	1/4
SGC - 6M - 4G	6M0-7-4RG	M6GC1/4R	6	1/4
SGC - 6M - 6G	6M0-7-6RG	M6GC3/8R	6	3/8
SGC - 6M - 8G	6M0-7-8RG	M6GC1/2R	6	1/2
SGC - 8M - 4G	8M0-7-4RG	M8GC1/4R	8	1/4
SGC - 8M - 6G	8M0-7-6RG	M8GC3/8R	8	3/8
SGC - 8M - 8G	8M0-7-8RG	M8GC1/2R	8	1/2
SGC - 10M - 4G	10M0-7-4RG	M10GC1/4R	10	1/4
SGC - 10M - 6G	10M0-7-6RG	M10GC3/8R	10	3/8
SGC - 10M - 8G	10M0-7-8RG	M10GC1/2R	10	1/2
SGC - 12M - 4G	12M0-7-4RG	M12GC1/4R	12	1/4
SGC - 12M - 6G	12M0-7-6RG	M12GC3/8R	12	3/8
SGC - 12M - 8G	12M0-7-8RG	M12GC1/2R	12	1/2
SGC - 20M - 8G	20M0-7-8RG	M20GC1/2R	20	1/2
SGC - 22M - 8G	22M0-7-8RG	M22GC1/2R	22	1/2

SMCB

Bulkhead Male
Connector



Connects Fractional Tubes To Female NPT Thread

SUPERLOK Part No.	Cross Reference		Tube O.D.		Thread (in)
			in	mm	
SMCB - 2 - 2N	200-11-2	2MBC2N	1/8	3.17	1/8
SMCB - 4 - 2N	400-11-2	4MBC2N	1/4	6.35	1/8
SMCB - 4 - 4N	400-11-4	4MBC4N	1/4	6.35	1/4
SMCB - 6 - 4N	600-11-4	6MBC4N	3/8	9.52	1/4
SMCB - 6 - 6N	600-11-6	6MBC6N	3/8	9.52	3/8
SMCB - 6 - 8N	600-11-8	6MBC8N	3/8	9.52	1/2
SMCB - 8 - 6N	810-11-6	8MBC6N	1/2	12.70	3/8
SMCB - 8 - 8N	810-11-8	8MBC8N	1/2	12.70	1/2
SMCB - 12 - 12N	1210-11-12	12MBC12N	3/4	19.05	3/4
SMCB - 16 - 16N	1610-11-16	16MBC16N	1	25.40	1

* ISO Tapered Threads are available upon request

SFCB

Bulkhead Female Connector



Connects Fractional Tubes To Male NPT Thread

SUPERLOK Part No.	Cross Reference		Tube O.D.		Thread (in)
			in	mm	
SFCB - 2 - 2N	200-71-2	2FBC2N	1/8	3.17	1/8
SFCB - 4 - 2N	400-71-2	4FBC2N	1/4	6.35	1/8
SFCB - 4 - 4N	400-71-4	4FBC4N	1/4	6.35	1/4
SFCB - 6 - 4N	600-71-4	6FBC4N	3/8	9.52	1/4
SFCB - 8 - 6N	810-71-6	8FBC6N	1/2	12.70	3/8
SFCB - 8 - 8N	810-71-8	8FBC8N	1/2	12.70	1/2
SFCB - 12 - 12N	1210-71-12	12FBC12N	3/4	19.05	3/4

* ISO Tapered Threads are available upon request

Connects Metric Tubes To Male NPT Thread

SUPERLOK Part No.	Cross Reference		Tube O.D.	Thread (in)
			mm	
SFCB - 6M - 2N	6M0-71-2	M6FBC1/8N	6	1/8
SFCB - 6M - 4N	6M0-71-4	M6FBC1/4N	6	1/4
SFCB - 8M - 4N	8M0-71-4	M8FBC1/4N	8	1/4
SFCB - 12M - 8N	12M0-71-8	M12FBC1/2N	12	1/2

* ISO Tapered Threads are available upon request

SUE

Union Elbow



Connects Fractional Tubes

SUPERLOK Part No.	Cross Reference		Tube O.D.	
			in	mm
SUE - 1	100-9	1EE1	1/16	1.58
SUE - 2	200-9	2EE2	1/8	3.17
SUE - 3	300-9	3EE3	3/16	4.76
SUE - 4	400-9	4EE4	1/4	6.35
SUE - 5	500-9	5EE5	5/16	7.93
SUE - 6	600-9	6EE6	3/8	9.52
SUE - 8	810-9	8EE8	1/2	12.70
SUE - 10	1010-9	10EE10	5/8	15.87
SUE - 12	1210-9	12EE12	3/4	19.05
SUE - 14	1410-9	14EE14	7/8	22.22
SUE - 16	1610-9	16EE16	1	25.40
SUE - 20	2000-9	20EE20	1-1/4	31.75
SUE - 24	2400-9	24EE24	1-1/2	38.10
SUE - 32	3200-9	32EE32	2	50.80

Connects Metric Tubes

SUPERLOK Part No.	Cross Reference		Tube O.D.
			mm
SUE 2M	2M0-9	EEM2	2
SUE - 3M	3M0-9	EEM3	3
SUE - 4M	4M0-9	EEM4	4
SUE - 6M	6M0-9	EEM6	6
SUE - 8M	8M0-9	EEM8	8
SUE - 10M	10M0-9	EEM10	10
SUE - 12M	12M0-9	EEM12	12
SUE - 15M	15M0-9	EEM15	15
SUE - 16M	16M0-9	EEM16	16
SUE - 18M	18M0-9	EEM18	18
SUE - 20M	20M0-9	EEM20	20
SUE - 22M	22M0-9	EEM22	22
SUE - 25M	25M0-9	EEM25	25
SUE - 28M	28M0-9	EEM28	28
SUE - 30M	30M0-9	EEM30	30
SUE - 32M	32M0-9	EEM32	32
SUE - 38M	38M0-9	EEM38	38

SME

Male Elbow



Connects Metric Tubes To Female NPT Thread

SUPERLOK Part No.	Cross Reference		Tube O.D.	Thread (in)
			mm	
SME - 3M - 2N	3M0-2-2	M3MSEL1/8N	3	1/8
SME - 3M - 4N	3M0-2-4	M3MSEL1/4N	3	1/4
SME - 4M - 2N	4M0-2-2	M4MSEL1/8N	4	1/8
SME - 4M - 4N	4M0-2-4	M4MSEL1/4N	4	1/4
SME - 6M - 2N	6M0-2-2	M6MSEL1/8N	6	1/8
SME - 6M - 4N	6M0-2-4	M6MSEL1/4N	6	1/4
SME - 6M - 6N	6M0-2-6	M6MSEL3/8N	6	3/8
SME - 6M - 8N	6M0-2-8	M6MSEL1/2N	6	1/2
SME - 8M - 2N	8M0-2-2	M8MSEL1/8N	8	1/8
SME - 8M - 4N	8M0-2-4	M8MSEL1/4N	8	1/4
SME - 8M - 6N	8M0-2-6	M8MSEL3/8N	8	3/8
SME - 8M - 8N	8M0-2-8	M8MSEL1/2N	8	1/2
SME - 10M - 2N	10M0-2-2	M10MSEL1/8N	10	1/8
SME - 10M - 4N	10M0-2-4	M10MSEL1/4N	10	1/4
SME - 10M - 6N	10M0-2-6	M10MSEL3/8N	10	3/8
SME - 10M - 8N	10M0-2-8	M10MSEL1/2N	10	1/2
SME - 12M - 4N	12M0-2-4	M12MSEL1/4N	12	1/4
SME - 12M - 6N	12M0-2-6	M12MSEL3/8N	12	3/8
SME - 12M - 8N	12M0-2-8	M12MSEL1/2N	12	1/2
SME - 12M - 12N	12M0-2-12	M12MSEL3/4N	12	3/4
SME - 16M - 6N	16M0-2-6	M16MSEL3/8N	16	3/8
SME - 16M - 8N	16M0-2-8	M16MSEL1/2N	16	1/2
SME - 16M - 12N	16M0-2-12	M16MSEL3/4N	16	3/4
SME - 18M - 8N	18M0-2-8	M18MSEL1/2N	18	1/2
SME - 18M - 12N	18M0-2-12	M18MSEL3/4N	18	3/4
SME - 20M - 8N	20M0-2-8	M20MSEL1/2N	20	1/2
SME - 20M - 12N	20M0-2-12	M20MSEL3/4N	20	3/4
SME - 22M - 12N	22M0-2-12	M22MSEL3/4N	22	3/4
SME - 22M - 16N	22M0-2-16	M22MSEL1N	22	1
SME - 25M - 12N	25M0-2-12	M25MSEL3/4N	25	3/4
SME - 25M - 16N	25M0-2-16	M25MSEL1N	25	1
SME - 30M - 20N	30M0-2-20	M30MSEL1 1/4N	30	1-1/4
SME - 32M - 20N	32M0-2-20	M32MSEL1 1/4N	32	1-1/4
SME - 38M - 24N	38M0-2-24	M38MSEL1 1/2N	38	1-1/2

SME

Male Elbow



Connects Metric Tubes To Female ISO Tapered Thread

SUPERLOK Part No.	Cross Reference		Tube O.D.	Thread (in)
			mm	
SME - 3M - 2R	3M0-2-2RT	M3MSEL1/8K	3	1/8
SME - 3M - 4R	3M0-2-4RT	M3MSEL1/4K	3	1/4
SME - 4M - 2R	4M0-2-2RT	M4MSEL1/8K	4	1/8
SME - 4M - 4R	4M0-2-4RT	M4MSEL1/4K	4	1/4
SME - 6M - 2R	6M0-2-2RT	M6MSEL1/8K	6	1/8
SME - 6M - 4R	6M0-2-4RT	M6MSEL1/4K	6	1/4
SME - 6M - 6R	6M0-2-6RT	M6MSEL3/8K	6	3/8
SME - 6M - 8R	6M0-2-8RT	M6MSEL1/2K	6	1/2
SME - 8M - 2R	8M0-2-2RT	M8MSEL1/8K	8	1/8
SME - 8M - 4R	8M0-2-4RT	M8MSEL1/4K	8	1/4
SME - 8M - 6R	8M0-2-6RT	M8MSEL3/8K	8	3/8
SME - 8M - 8R	8M0-2-8RT	M8MSEL1/2K	8	1/2
SME - 10M - 4R	10M0-2-4RT	M10MSEL1/4K	10	1/4
SME - 10M - 6R	10M0-2-6RT	M10MSEL3/8K	10	3/8
SME - 10M - 8R	10M0-2-8RT	M10MSEL1/2K	10	1/2
SME - 12M - 2R	12M0-2-2RT	M12MSEL1/8K	12	1/8
SME - 12M - 4R	12M0-2-4RT	M12MSEL1/4K	12	1/4
SME - 12M - 6R	12M0-2-6RT	M12MSEL3/8K	12	3/8
SME - 12M - 8R	12M0-2-8RT	M12MSEL1/2K	12	1/2
SME - 12M - 12R	12M0-2-12RT	M12MSEL3/4K	12	3/4
SME - 16M - 6R	16M0-2-6RT	M16MSEL3/8K	16	3/8
SME - 16M - 8R	16M0-2-8RT	M16MSEL1/2K	16	1/2
SME - 18M - 8R	18M0-2-8RT	M18MSEL1/2K	18	1/2
SME - 18M - 12R	18M0-2-12RT	M18MSEL3/4K	18	3/4
SME - 20M - 8R	20M0-2-8RT	M20MSEL1/2K	20	1/2
SME - 20M - 12R	20M0-2-12RT	M20MSEL3/4K	20	3/4
SME - 22M - 12R	22M0-2-12RT	M22MSEL3/4K	22	3/4
SME - 22M - 16R	22M0-2-16RT	M22MSEL1K	22	1
SME - 25M - 12R	25M0-2-12RT	M25MSEL3/4K	25	3/4
SME - 25M - 16R	25M0-2-16RT	M25MSEL1K	25	1

SME

Male Elbow



Connects Fractional Tube To Female NPT Thread

SUPERLOK Part No.	Cross Reference		Tube O.D.		Thread (in)
			in	mm	
SME - 2 - 2N	200-2-2	2MSEL2N	1/8	3.17	1/8
SME - 2 - 4N	200-2-4	2MSEL4N	1/8	3.17	1/4
SME - 3 - 2N	300-2-2	3MSEL2N	3/16	4.76	1/8
SME - 3 - 4N	300-2-4	3MSEL4N	3/16	4.76	1/4
SME - 4 - 2N	400-2-2	4MSEL2N	1/4	6.35	1/8
SME - 4 - 4N	400-2-4	4MSEL4N	1/4	6.35	1/4
SME - 4 - 6N	400-2-6	4MSEL6N	1/4	6.35	3/8
SME - 4 - 8N	400-2-8	4MSEL8N	1/4	6.35	1/2
SME - 5 - 2N	500-2-2	5MSEL2N	5/16	7.93	1/8
SME - 5 - 4N	500-2-4	5MSEL4N	5/16	7.93	1/4
SME - 5 - 6N	500-2-6	5MSEL6N	5/16	7.93	3/8
SME - 6 - 2N	600-2-2	6MSEL2N	3/8	9.52	1/8
SME - 6 - 4N	600-2-4	6MSEL4N	3/8	9.52	1/4
SME - 6 - 6N	600-2-6	6MSEL6N	3/8	9.52	3/8
SME - 6 - 8N	600-2-8	6MSEL8N	3/8	9.52	1/2
SME - 6 - 12N	600-2-12	6MSEL12N	3/8	9.52	3/4
SME - 8 - 4N	810-2-4	8MSEL4N	1/2	12.70	1/4
SME - 8 - 6N	810-2-6	8MSEL6N	1/2	12.70	3/8
SME - 8 - 8N	810-2-8	8MSEL8N	1/2	12.70	1/2
SME - 8 - 12N	810-2-12	8MSEL12N	1/2	12.70	3/4
SME - 10 - 6N	1010-2-6	10MSEL6N	5/8	15.87	3/8
SME - 10 - 8N	1010-2-8	10MSEL8N	5/8	15.87	1/2
SME - 10 - 12N	1010-2-12	10MSEL12N	5/8	15.87	3/4
SME - 12 - 8N	1210-2-8	12MSEL8N	3/4	19.05	1/2
SME - 12 - 12N	1210-2-12	12MSEL12N	3/4	19.05	3/4
SME - 14 - 12N	1410-2-12	14MSEL12N	7/8	22.22	3/4
SME - 16 - 12N	1610-2-12	16MSEL12N	1	25.40	3/4
SME - 16 - 16N	1610-2-16	16MSEL16N	1	25.40	1
SME - 20 - 20N	2000-2-20	20MSEL20N	1-1/4	31.85	1-1/4
SME - 24 - 24N	2400-2-24	24MSEL24N	1-1/2	38.10	1-1/2
SME - 32 - 32N	3200-2-32	32MSEL32N	2	50.80	2

SME

Male Elbow



Connects Fractional Tubes To Female ISO Tapered Thread

SUPERLOK Part No.	Cross Reference		Tube O.D.		Thread (in)
			in	mm	
SME - 4 - 2R	400-2-2RT	4MSEL2K	1/4	6.35	1/8
SME - 4 - 4R	400-2-4RT	4MSEL4K	1/4	6.35	1/4
SME - 4 - 6R	400-2-6RT	4MSEL6K	1/4	6.35	3/8
SME - 4 - 8R	400-2-8RT	4MSEL8K	1/4	6.35	1/2
SME - 5 - 4R	500-2-4RT	5MSEL4K	5/16	7.93	1/4
SME - 6 - 4R	600-2-4RT	6MSEL4K	3/8	9.52	1/4
SME - 6 - 6R	600-2-6RT	6MSEL6K	3/8	9.52	3/8
SME - 8 - 6R	800-2-6RT	8MSEL6K	1/2	12.70	3/8
SME - 8 - 8R	800-2-8RT	8MSEL8K	1/2	12.70	1/2

SHUE

45° Union Elbow



Connects Fractional Tubes

SUPERLOK Part No.	Cross Reference		Tube O.D.	
			in	mm
SHUE - 4	-	-	1/4	6.35
SHUE - 6	-	-	3/8	9.52
SHUE - 8	-	-	1/2	12.70
SHUE - 12	-	-	3/4	19.05
SHUE - 16	-	-	1	25.40

SHME

45° Male Elbow



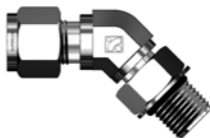
Connects Fractional Tubes To Female NPT Thread

SUPERLOK Part No.	Cross Reference		Tube O.D.		Thread (in)
			in	mm	
SHME - 4 - 2N	400-5-2	4MVEL2N	1/4	6.35	1/8
SHME - 4 - 4N	400-5-4	4MVEL4N	1/4	6.35	1/4
SHME - 6 - 2N	600-5-2	6MVEL2N	3/8	9.52	1/8
SHME - 6 - 4N	600-5-4	6MVEL4N	3/8	9.52	1/4
SHME - 6 - 6N	600-5-6	6MVEL6N	3/8	9.52	3/8
SHME - 8 - 6N	810-5-6	8MVEL6N	1/2	12.70	3/8
SHME - 8 - 8N	810-5-8	8MVEL8N	1/2	12.70	1/2

* ISO Tapered Threads are available upon request

SPHME

45° Positionable Male Elbow



Connects Fractional Tubes To SAE/MS Straight Thread

SUPERLOK Part No.	Cross Reference		Tube O.D.	
			in	mm
SPHME - 4 - 4U	400-5-4ST	4M5VEL4	1/4	6.35
SPHME - 6 - 6U	600-5-6ST	6M5VEL6	3/8	9.52
SPHME - 8 - 8U	810-5-8ST	8M5VEL8	1/2	12.70
SPHME -12 - 12U	1210-5-12ST	12M5VEL12	3/4	19.05
SPHME -16 - 16U	1610-5-16ST	16M5VEL16	1	25.40

SPME

Positionable
Male Elbow



Connects Fractional Tubes To SAE/MS Straight Thread

SUPERLOK Part No.	Cross Reference		Tube O.D.	
			in	mm
SPME - 4 - 4U	400-2-4ST	4M5SEL4	1/4	6.35
SPME - 4 - 6U	400-2-6ST	4M5SEL6	1/4	9.52
SPME - 5 - 5U	500-2-5ST	5M5SEL5	5/16	7.93
SPME - 6 - 6U	600-2-6ST	6M5SEL6	3/8	9.52
SPME - 6 - 8U	600-2-8ST	6M5SEL8	3/8	9.52
SPME - 8 - 8U	810-2-8ST	8M5SEL8	1/2	12.70
SPME - 10 - 10U	1010-2-10ST	10M5SEL10	5/8	15.87
SPME - 12 - 12U	1210-2-12ST	12M5SEL12	3/4	19.05
SPME - 14 - 14U	1410-2-14ST	14M5SEL14	7/8	22.22
SPME - 16 - 16U	1610-2-16ST	16M5SEL16	1	25.40
SPME - 20 - 20U	2000-2-20ST	20M5SEL20	1-1/4	31.75
SPME - 24 - 24U	2400-2-24ST	24M5SEL24	1-1/2	38.10
SPME - 32 - 32U	3200-2-32ST	32M5SEL32	2	50.80

SPME

Positionable
Male Elbow



Connects Fractional Tubes To Female ISO Tapered Thread

SUPERLOK Part No.	Cross Reference		Tube O.D.		Thread (in)
			in	mm	
SPME - 4 - 2G	400-2-2PR	4MSEL2R	1/4	6.35	1/8
SPME - 4 - 4G	400-2-4PR	4MSEL4R	1/4	6.35	1/4
SPME - 6 - 4G	600-2-4PR	6MSEL4R	3/8	9.52	1/4
SPME - 6 - 6G	600-2-6PR	6MSEL6R	3/8	9.52	3/8
SPME - 8 - 4G	810-2-4PR	8MSEL4R	1/2	12.70	1/4
SPME - 8 - 6G	810-2-6PR	8MSEL6R	1/2	12.70	3/8
SPME - 8 - 8G	810-2-8PR	8MSEL8R	1/2	12.70	1/2
SPME - 10 - 8G	1010-2-8PR	10MSEL8R	5/8	15.87	1/2
SPME - 12 - 8G	1210-2-8PR	12MSEL8R	3/4	19.05	1/2
SPME - 12 - 12G	1210-2-12PR	12MSEL12R	3/4	19.05	3/4
SPME - 16 - 12G	1610-2-12PR	16MSEL12R	1	25.40	3/4
SPME - 16 - 16G	1610-2-16PR	16MSEL16R	1	25.40	1

Connects Metric Tubes To Female ISO Tapered Thread

SUPERLOK Part No.	Cross Reference		Tube O.D.	ISO Male Pipe Size (in)
			mm	
SPME - 6M - 2G	6M0-2-2PR	-	6	1/8
SPME - 6M - 4G	6M0-2-4PR	-	6	1/4
SPME - 8M - 2G	8M0-2-2PR	-	8	1/8
SPME - 8M - 4G	8M0-2-4PR	-	8	1/4
SPME - 10M - 4G	10M0-2-4PR	-	10	1/4
SPME - 10M - 6G	10M0-2-6PR	-	10	3/8
SPME - 12M - 4G	12M0-2-4PR	-	12	1/4
SPME - 12M - 6G	12M0-2-6PR	-	12	3/8
SPME - 12M - 8G	12M0-2-8PR	-	12	1/2
SPME - 12M - 12G	12M0-2-12PR	-	12	3/4

SFE

Female Elbow



Connects Fractional Tubes To Male NPT Thread

SUPERLOK Part No.	Cross Reference		Tube O.D.		Thread (in)
			in	mm	
SFE - 2 - 2N	200-8-2	2FEL2N	1/8	3.17	1/8
SFE - 2 - 4N	200-8-4	2FEL4N	1/8	3.17	1/4
SFE - 3 - 2N	300-8-2	3FEL2N	3/16	4.76	1/8
SFE - 4 - 2N	400-8-2	4FEL2N	1/4	6.35	1/8
SFE - 4 - 4N	400-8-4	4FEL4N	1/4	6.35	1/4
SFE - 4 - 6N	400-8-6	4FEL6N	1/4	6.35	3/8
SFE - 4 - 8N	400-8-8	4FEL8N	1/4	6.35	1/2
SFE - 5 - 2N	500-8-2	5FEL2N	5/16	7.93	1/8
SFE - 5 - 4N	500-8-4	5FEL4N	5/16	7.93	1/4
SFE - 6 - 2N	600-8-2	6FEL2N	3/8	9.52	1/8
SFE - 6 - 4N	600-8-4	6FEL4N	3/8	9.52	1/4
SFE - 6 - 6N	600-8-6	6FEL6N	3/8	9.52	3/8
SFE - 6 - 8N	600-8-8	6FEL8N	3/8	9.52	1/2
SFE - 8 - 4N	810-8-4	8FEL4N	1/2	12.70	1/4
SFE - 8 - 6N	810-8-6	8FEL6N	1/2	12.70	3/8
SFE - 8 - 8N	810-8-8	8FEL8N	1/2	12.70	1/2
SFE - 10 - 6N	1010-8-6	10FEL6N	5/8	15.87	3/8
SFE - 10 - 8N	1010-8-8	10FEL8N	5/8	15.87	1/2
SFE - 12 - 8N	1210-8-8	12FEL8N	3/4	19.05	1/2
SFE - 12 - 12N	1210-8-12	12FEL12N	3/4	19.05	3/4
SFE - 14 - 12N	1410-8-12	14FEL12N	7/8	22.22	3/4
SFE - 16 - 12N	1610-8-12	16FEL12N	1	25.40	3/4
SFE - 16 - 16N	1610-8-16	16FEL16N	1	25.40	1

* ISO Tapered Threads are available upon request

SFE

Female Elbow



Connects Metric Tubes To Male NPT Thread

SUPERLOK Part No.	Cross Reference		Tube O.D.	Thread (in)
			mm	
SFE - 6M - 4N	6M0-8-4	M6FEL1/4N	6	1/4
SFE - 6M - 6N	6M0-8-6	M6FEL3/8N	6	3/8
SFE - 6M - 8N	6M0-8-8	M6FEL1/2N	6	1/2
SFE - 8M - 4N	8M0-8-4	M8FEL1/4N	8	1/4
SFE - 8M - 8N	6M0-8-8	M8FEL1/2N	8	1/2
SFE - 10M - 4N	10M0-8-4	M10FEL1/4N	10	1/4
SFE - 10M - 6N	10M0-8-6	M10FEL3/8N	10	3/8
SFE - 10M - 8N	10M0-8-8	M10FEL1/2N	10	1/2
SFE - 12M - 6N	12M0-8-6	M12FEL3/8N	12	3/8
SFE - 12M - 8N	12M0-8-8	M12FEL1/2N	12	1/2

* ISO Tapered Threads are available upon request

SUT

Union Tee



Connects Fractional Tubes

SUPERLOK Part No.	Cross Reference		Tube O.D.	
			in	mm
SUT - 1	100-3	1ET1	1/16	1.58
SUT - 2	200-3	2ET2	1/8	3.17
SUT - 3	300-3	3ET3	3/16	4.76
SUT - 4	400-3	4ET4	1/4	6.35
SUT - 5	500-3	5ET5	5/16	7.93
SUT - 6	600-3	6ET6	3/8	9.52
SUT - 8	810-3	8ET8	1/2	12.70
SUT - 10	1010-3	10ET10	5/8	15.87
SUT - 12	1210-3	12ET12	3/4	19.05
SUT - 14	1410-3	14ET14	7/8	22.22
SUT - 16	1610-3	16ET16	1	25.40
SUT - 20	2000-3	20ET20	1-1/4	31.75
SUT - 24	2400-3	24ET24	1-1/2	38.10
SUT - 32	3200-3	32ET32	2	50.80

Connects Metric Tubes

SUPERLOK Part No.	Cross Reference		Tube O.D.
			mm
SUT - 2M	2M0-3	ETM2	2
SUT - 3M	3M0-3	ETM3	3
SUT - 4M	4M0-3	ETM4	4
SUT - 6M	6M0-3	ETM6	6
SUT - 8M	8M0-3	ETM8	8
SUT - 10M	10M0-3	ETM10	10
SUT - 12M	12M0-3	ETM12	12
SUT - 15M	15M0-3	ETM15	15
SUT - 16M	16M0-3	ETM16	16
SUT - 18M	18M0-3	ETM18	18
SUT - 20M	20M0-3	ETM20	20
SUT - 22M	22M0-3	ETM22	22
SUT - 25M	25M0-3	ETM25	25
SUT - 28M	28M0-3	ETM28	28
SUT - 30M	30M0-3	ETM30	30
SUT - 32M	32M0-3	ETM32	32
SUT - 38M	38M0-3	ETM38	38

SRUT

Reducing Union Tee



Connects Fractional Tubes

SUPERLOK Part No.	Cross Reference		Tube O.D.		Reduced O.D	
			in	mm	in	mm
SRUT - 6 - 4	600-3-6-4	6-6-4 JLZ	3/8	9.52	1/4	6.35
SRUT - 8 - 4	810-3-8-4	8-8-4 JLZ	1/2	12.70	1/4	6.35
SRUT - 8 - 6	810-3-8-6	8-8-6 JLZ	1/2	12.70	3/8	9.52
SRUT - 10 - 6	1010-3-10-6	10-10-6 JLZ	5/8	15.87	3/8	9.52
SRUT - 12 - 6	1210-3-12-6	12-12-6 JLZ	3/4	19.05	3/8	9.52
SRUT - 12 - 8	1210-3-12-8	12-12-8 JLZ	3/4	19.05	1/2	12.70
SRUT - 16 - 6	1610-3-16-6	16-16-6 JLZ	1	25.40	3/8	9.52
SRUT - 16 - 8	1610-3-16-8	16-16-8 JLZ	1	25.40	1/2	12.70
SRUT - 16 - 12	1610-3-16-12	16-16-12 JLZ	1	25.40	3/4	19.05

SMBT

Male Branch Tee



Connects Fractional Tubes To Female NPT Thread

SUPERLOK Part No.	Cross Reference		Tube O.D.		Thread (in)
			in	mm	
SMBT - 2 - 2N	200-3TTM	2MBT2N	1/8	3.17	1/8
SMBT - 2 - 4N	200-3-4TTM	2MBT4N	1/8	3.17	1/4
SMBT - 3 - 2N	300-3TTM	3MBT2N	3/16	4.76	1/8
SMBT - 4 - 2N	400-3-2TTM	4MBT2N	1/4	6.35	1/8
SMBT - 4 - 4N	400-3-4TTM	4MBT4N	1/4	6.35	1/4
SMBT - 5 - 2N	500-3TTM	5MBT2N	5/16	7.93	1/8
SMBT - 6 - 4N	600-3TTM	6MBT4N	3/8	9.52	1/4
SMBT - 6 - 6N	600-3-6TTM	6MBT6N	3/8	9.52	3/8
SMBT - 8 - 6N	810-3TTM	8MBT6N	1/2	12.70	3/8
SMBT - 8 - 8N	810-3-8TTM	8MBT8N	1/2	12.70	1/2
SMBT - 10 - 8N	1010-3TTM	10MBT8N	5/8	15.87	1/2
SMBT - 12 - 12N	1210-3TTM	12MBT12N	3/4	19.05	3/4

* ISO Tapered Threads are available upon request

SMBT

Male Branch Tee



Connects Metric Tubes To Female ISO Tapered Thread

SUPERLOK Part No.	Cross Reference		Tube O.D.	Thread (in)
			mm	
SMBT - 3M - 2R	-	-	3	1/8
SMBT - 3M - 4R	-	-	3	1/4
SMBT - 4M - 2R	-	-	4	1/8
SMBT - 6M - 2R	-	-	6	1/8
SMBT - 6M - 4R	-	-	6	1/4
SMBT - 8M - 2R	-	-	8	1/8
SMBT - 8M - 4R	-	-	8	1/4
SMBT - 10M - 4R	-	-	10	1/4
SMBT - 10M - 6R	-	-	10	3/8
SMBT - 12M - 4R	-	-	12	1/4
SMBT - 12M - 6R	-	-	12	3/8
SMBT - 12M - 8R	-	-	12	1/2
SMBT - 16M - 6R	-	-	16	3/8
SMBT - 16M - 8R	-	-	16	1/2
SMBT - 20M - 12R	-	-	20	3/4

* NPT Threads are available upon request

SPMBT

Positionable
Male Branch Tee



Connects Fractional Tubes To Female ISO Tapered Thread

SUPERLOK Part No.	Cross Reference		Tube O.D.		Thread (in)
			in	mm	
SPMBT - 4 - 2G	400-3TTR	4MBT2R	1/4	6.35	1/8
SPMBT - 4 - 4G	400-3-4TTR	4MBT4R	1/4	6.35	1/4
SPMBT - 6 - 4G	600-3TTR	6MBT4R	3/8	9.52	1/4
SPMBT - 8 - 6G	810-3TTR	8MBT6R	1/2	12.70	3/8
SPMBT - 8 - 8G	810-3-8TTR	8MBT8R	1/2	12.70	1/2
SPMBT - 10 - 8G	1010-3TTR	10MBT8R	5/8	15.87	1/2
SPMBT - 12 - 8G	1210-3-8TTR	12MBT8R	3/4	19.05	1/2
SPMBT - 12 - 12G	1210-3TTR	12MBT12R	3/4	19.05	3/4
SPMBT - 16 - 16G	1610-3TTR	16MBT16R	1	25.40	1

Connects Metric Tubes To Female ISO Tapered Thread

SUPERLOK Part No.	Cross Reference		Tube O.D.	Thread (in)
			mm	
SPMBT - 6M - 2G	6M0-3TTR	-	6	1/8
SPMBT - 6M - 4G	6M0-3-4TTR	-	6	1/4
SPMBT - 8M - 2G	8M0-3TTR	-	8	1/8
SPMBT - 8M - 4G	8M0-3-4TTR	-	8	1/4
SPMBT - 10M - 4G	10M0-3TTR	-	10	1/4
SPMBT - 10M - 6G	-	-	10	3/8
SPMBT - 12M - 4G	-	-	12	1/4
SPMBT - 12M - 6G	12M0-3TTR	-	12	3/8
SPMBT - 12M - 8G	12M0-3-8TTR	-	12	1/2

SPMBT

Positionable
Male Branch Tee



Connects Fractional Tubes To SAE/MS Straight Thread Boss

SUPERLOK Part No.	Cross Reference		Tube O.D.	
			in	mm
SPMBT - 4 - 4U	400-3TTS	4M5BT4	1/4	6.35
SPMBT - 6 - 6U	600-3TTS	6M5BT6	3/8	9.52
SPMBT - 8 - 8U	810-3TTS	8M5BT8	1/2	12.70
SPMBT - 12 - 12U	1210-3TTS	12M5BT12	3/4	19.05
SPMBT - 16 - 16U	1610-3TTS	16M5BT16	1	25.40
SPMBT - 20 - 20U	2000-3TTS	20M5BT20	1-1/4	31.75
SPMBT - 24 - 24U	2400-3TTS	24M5BT24	1-1/2	38.10
SPMBT - 32 - 32U	3200-3TTS	32M5BT32	2	50.80

SMRT

Male Run Tee



Connects Fractional Tubes To Female NPT Thread

SUPERLOK Part No.	Cross Reference		Tube O.D.		Thread (in)
			in	mm	
SMRT - 2 - 2N	200-3TMT	2MRT2N	1/8	3.17	1/8
SMRT - 2 - 4N	200-3-4TMT	2MRT4N	1/8	3.17	1/4
SMRT - 3 - 2N	300-3TMT	3MRT2N	3/16	4.76	1/8
SMRT - 4 - 2N	400-3TMT	4MRT2N	1/4	6.35	1/8
SMRT - 4 - 4N	400-3-4TMT	4MRT4N	1/4	6.35	1/4
SMRT - 5 - 2N	500-3TMT	5MRT2N	5/16	7.93	1/8
SMRT - 6 - 4N	600-3TMT	6MRT4N	3/8	9.52	1/4
SMRT - 6 - 6N	600-3-6TMT	6MRT6N	3/8	9.52	3/8
SMRT - 8 - 6N	810-3TMT	8MRT6N	1/2	12.70	3/8
SMRT - 8 - 8N	810-3-8TMT	8MRT8N	1/2	12.70	1/2
SMRT - 10 - 8N	1010-3TMT	10MRT8N	5/8	15.87	1/2
SMRT - 12 - 12N	1210-3TMT	12MRT12N	3/4	19.05	3/4

* ISO Tapered Threads are available upon request

Connects Metric Tubes To Female ISO Tapered Thread

SUPERLOK Part No.	Cross Reference		Tube O.D.	Thread (in)
			mm	
SMRT - 3M - 2R	-	-	3	1/8
SMRT - 3M - 4R	-	-	3	1/4
SMRT - 4M - 2R	-	-	4	1/8
SMRT - 6M - 2R	6M0-3TMT	-	6	1/8
SMRT - 6M - 4R	6M0-3-4TMT	-	6	1/4
SMRT - 8M - 2R	-	-	8	1/8
SMRT - 8M - 4R	8M0-3-4TMT	-	8	1/4
SMRT - 10M - 4R	-	-	10	1/4
SMRT - 10M - 6R	-	-	10	3/8
SMRT - 12M - 4R	12M0-3-4TMT	-	12	1/4
SMRT - 12M - 6R	-	-	12	3/8
SMRT - 12M - 8R	12M0-3-8TMT	-	12	1/2
SMRT - 16M - 6R	-	-	16	3/8
SMRT - 16M - 8R	16M0-3TMT	-	16	1/2
SMRT - 20M - 12R	-	-	20	3/4

* NPT Threads are available upon request

SPMRT

Positionable
Male Run Tee



Connects Fractional Tubes To Female ISO Tapered Thread

SUPERLOK Part No.	Cross Reference		Tube O.D.		Thread (in)
			in	mm	
SPMRT - 4 - 2G	400-3TRT	4MRT2R	1/4	6.35	1/8
SPMRT - 4 - 4G	400-3-4TRT	4MRT4R	1/4	6.35	1/4
SPMRT - 6 - 4G	600-3TRT	6MRT4R	3/8	9.52	1/4
SPMRT - 8 - 6G	810-3TRT	8MRT6R	1/4	6.35	3/8
SPMRT - 8 - 8G	810-3-8TRT	8MRT8R	3/8	9.52	1/2
SPMRT - 10 - 8G	1010-3TRT	10MRT8R	1/2	12.70	1/2
SPMRT - 12 - 8G	1210-3-8TRT	12MRT8R	3/4	19.05	1/2
SPMRT - 12 - 12G	1210-3TRT	12MRT12R	3/4	19.05	3/4
SPMRT - 16 - 16G	1610-3TRT	16MRT16R	1	25.40	1

Connects Metric Tubes To Female ISO Tapered Thread

SUPERLOK Part No.	Cross Reference		Tube O.D.	Thread (in)
			mm	
SPMRT - 6M - 2G	6M0-3TRT	-	6	1/8
SPMRT - 6M - 4G	6M0-3-4TRT	-	6	1/4
SPMRT - 8M - 2G	8M0-3TRT	-	8	1/8
SPMRT - 8M - 4G	8M0-3-4TRT	-	8	1/4
SPMRT - 10M - 4G	10M0-3TRT	-	10	1/4
SPMRT - 12M - 6G	12M0-3TRT	-	10	3/8
SPMRT - 12M - 8G	12M0-3-8TRT	-	12	1/2

SPMRT

Positionable
Male Run Tee



Connects Fractional Tubes To SAE/MS Straight Thread

SUPERLOK Part No.	Cross Reference		Tube O.D.	
			in	mm
SPMRT - 4 - 4U	400-3TST	4M5RT4	1/4	6.35
SPMRT - 6 - 6U	600-3TST	6M5RT6	3/8	9.52
SPMRT - 8 - 8U	810-3TST	8M5RT8	1/2	12.70
SPMRT - 12 - 12U	1210-3TST	12M5RT12	3/4	19.05
SPMRT - 16 - 16U	1610-3TST	16M5RT16	1	25.40
SPMRT - 20 - 20U	2000-3TST	20M5RT20	1-1/4	31.75
SPMRT - 24 - 24U	2400-3TST	24M5RT24	1-1/2	38.10
SPMRT - 32 - 32U	3200-3TST	32M5RT32	2	50.80

SFBT

Female Branch Tee



Connects Fractional Tubes To Male NPT Thread

SUPERLOK Part No.	Cross Reference		Tube O.D.		Thread (in)
			in	mm	
SFBT - 2 - 2N	200-3TTF	2FBT2N	1/8	3.17	1/8
SFBT - 4 - 2N	400-3TTF	4FBT2N	1/4	6.35	1/8
SFBT - 4 - 4N	400-3-4TTF	4FBT4N	1/4	6.35	1/4
SFBT - 6 - 4N	600-3TTF	6FBT4N	3/8	9.52	1/4
SFBT - 6 - 6N	600-3-6TTF	6FBT6N	3/8	9.52	3/8
SFBT - 6 - 8N	600-3-8TTF	6FBT8N	3/8	9.52	1/2
SFBT - 8 - 4N	810-3-4TTF	8FBT4N	1/2	12.70	1/4
SFBT - 8 - 6N	810-3TTF	8FBT6N	1/2	12.70	3/8
SFBT - 8 - 8N	810-3-8TTF	8FBT8N	1/2	12.70	1/2
SFBT - 10 - 8N	1010-3TTF	10FBT8N	5/8	15.87	1/2
SFBT - 12 - 12N	1210-3TTF	12FBT12N	3/4	19.05	3/4
SFBT - 16 - 12N	1610-3-12TTF	16FBT12N	1	25.40	3/4
SFBT - 16 - 16N	1610-3-16TTF	16FBT16N	1	25.40	1

Connects Metric Tubes To Male NPT Thread

SUPERLOK Part No.	Cross Reference		Tube O.D.	Thread (in)
			mm	
SFBT - 6M - 2N	6M0-3TTF	M6FBT1/8N	6	1/8
SFBT - 6M - 4N	6M0-3-4TTF	M6FBT1/4N	6	1/4
SFBT - 6M - 6N	-	-	6	3/8
SFBT - 6M - 8N	-	-	6	1/2
SFBT - 8M - 2N	8M0-3TTF	M8FBT1/2N	8	1/8
SFBT - 8M - 4N	8M0-3-4TTF	M8FBT1/4N	8	1/4
SFBT - 8M - 6N	-	-	8	3/8
SFBT - 8M - 8N	-	-	8	1/2
SFBT - 10M - 4N	10M0-3TTF	M10FBT1/4N	10	1/4
SFBT - 10M - 6N	-	-	10	3/8
SFBT - 10M - 8N	-	-	10	1/2
SFBT - 12M - 4N	12M0-3-4TTF	M12FBT1/4N	12	1/4
SFBT - 12M - 6N	12M0-3TTF	M12FBT3/8N	12	3/8
SFBT - 12M - 8N	12M0-3-8TTF	M12FBT1/2N	12	1/2
SFBT - 16M - 8N	16M0-3TTF	M16FBT1/2N	16	1/2

* ISO Tapered Threads are available upon request

SFRT

Female Run Tee



Connects Fractional Tubes To Male NPT Thread

SUPERLOK Part No.	Cross Reference		Tube O.D.		Thread (in)
			in	mm	
SFRT - 2 - 2N	200-3TFT	2FRT2N	1/8	3.17	1/8
SFRT - 4 - 2N	400-3TFT	4FRT2N	1/4	6.35	1/8
SFRT - 4 - 4N	400-3-4TFT	4FRT4N	1/4	6.35	1/4
SFRT - 6 - 4N	600-3TFT	6FRT4N	3/8	9.52	1/4
SFRT - 8 - 6N	810-3TFT	8FRT6N	1/2	12.70	3/8
SFRT - 8 - 8N	810-3-8TFT	8FRT8N	1/2	12.70	1/2
SFRT - 12 - 12N	1210-3TFT	12FRT12N	3/4	19.05	3/4
SFRT - 16 - 12N	1610-3-12TFT	16FRT12N	1	25.40	3/4
SFRT - 16 - 16N	1610-3TFT	16FRT16N	1	25.40	1

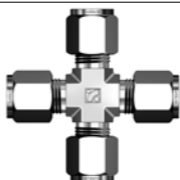
Connects Metric Tubes To Male NPT Thread

SUPERLOK Part No.	Cross Reference		Tube O.D.	Thread (in)
			mm	
SFRT - 6M - 2N	6M0-3TFT	M6FRT1/8N	6	1/8
SFRT - 6M - 4N	6M0-3-4TFT	M6FRT1/4N	6	1/4
SFRT - 6M - 8N	-	-	6	1/2
SFRT - 8M - 2N	8M0-3TFT	M8FRT1/8N	8	1/8
SFRT - 8M - 4N	8M0-3-4TFT	M8FRT1/4N	8	1/4
SFRT - 8M - 6N	-	-	8	3/8
SFRT - 8M - 8N	-	-	8	1/2
SFRT - 12M - 4N	12M0-3-4TFT	M12FRT1/4N	12	1/4
SFRT - 12M - 6N	12M0-3TFT	M12FRT3/8N	12	3/8
SFRT - 12M - 8N	12M0-3-8TFT	M12FRT1/2N	12	1/2
SFRT - 16M - 8N	16M0-3TFT	M16FRT1/2N	16	1/2

* ISO Tapered Threads are available upon request

SUC

Union Cross



Connects Fractional Tubes

SUPERLOK Part No.	Cross Reference		Tube O.D.	
			in	mm
SUC - 1	100-4	1ECR1	1/16	1.58
SUC - 2	200-4	2ECR2	1/8	3.17
SUC - 3	300-4	3ECR3	3/16	4.76
SUC - 4	400-4	4ECR4	1/4	6.35
SUC - 5	500-4	5ECR5	5/16	7.93
SUC - 6	600-4	6ECR6	3/8	9.52
SUC - 8	810-4	8ECR8	1/2	12.70
SUC - 10	1010-4	10ECR10	5/8	15.87
SUC - 12	1210-4	12ECR12	3/4	19.05
SUC - 14	1410-4	14ECR14	7/8	22.22
SUC - 16	1610-4	16ECR16	1	25.40

Connects Metric Tubes

SUPERLOK Part No.	Cross Reference		Tube O.D.
			mm
SUC - 3M	3M0-4	ECRM3	3
SUC - 4M	4M0-4	ECRM4	4
SUC - 6M	6M0-4	ECRM6	6
SUC - 8M	8M0-4	ECRM8	8
SUC - 10M	10M0-4	ECRM10	10
SUC - 12M	12M0-4	ECRM12	12
SUC - 15M	15M0-4	ECRM15	15
SUC - 16M	16M0-4	ECRM16	16
SUC - 18M	18M0-4	ECRM18	18
SUC - 20M	20M0-4	ECRM20	20
SUC - 22M	22M0-4	ECRM22	22
SUC - 25M	25M0-4	ECRM25	25

SR
Reducer



Connects Fractional Tubes To Fractional SUPERLOK Port

SUPERLOK Part No.	Cross Reference		Tube O.D.		Port O.D	
			in	mm	in	mm
SR - 2 - 1	200-R-1	1TUR2	1/8	3.17	1/16	1.58
SR - 2 - 2	200-R-2	2TUR2	1/8	3.17	1/8	3.17
SR - 2 - 3	200-R-3	3TUR2	1/8	3.17	3/16	4.76
SR - 2 - 4	200-R-4	4TUR2	1/8	3.17	1/4	6.35
SR - 2 - 6	200-R-6	6TUR2	1/8	3.17	3/8	9.52
SR - 2 - 8	200-R-8	8TUR2	1/8	3.17	1/2	12.70
SR - 3 - 2	300-R-2	2TUR3	3/16	4.76	1/8	3.17
SR - 3 - 4	300-R-4	4TUR3	3/16	4.76	1/4	6.35
SR - 4 - 2	400-R-2	2TUR4	1/4	6.35	1/8	3.17
SR - 4 - 3	400-R-3	3TUR4	1/4	6.35	3/16	4.76
SR - 4 - 4	400-R-4	4TUR4	1/4	6.35	1/4	6.35
SR - 4 - 5	400-R-5	5TUR4	1/4	6.35	5/16	7.93
SR - 4 - 6	400-R-6	6TUR4	1/4	6.35	3/8	9.52
SR - 4 - 8	400-R-8	8TUR4	1/4	6.35	1/2	12.70
SR - 4 - 10	400-R-10	10TUR4	1/4	6.35	5/8	15.87
SR - 4 - 12	400-R-12	12TUR4	1/4	6.35	3/4	19.05
SR - 5 - 6	500-R-6	6TUR5	5/16	7.93	3/8	9.52
SR - 5 - 8	500-R-8	8TUR5	5/16	7.93	1/2	12.70
SR - 6 - 4	600-R-4	4TUR6	3/8	9.52	1/4	6.35
SR - 6 - 6	600-R-6	6TUR6	3/8	9.52	3/8	9.52
SR - 6 - 8	600-R-8	8TUR6	3/8	9.52	1/2	12.70
SR - 6 - 10	600-R-10	10TUR6	3/8	9.52	5/8	15.87
SR - 6 - 12	600-R-12	12TUR6	3/8	9.52	3/4	19.05
SR - 8 - 4	810-R-4	4TUR8	1/2	12.70	1/4	6.35
SR - 8 - 6	810-R-6	6TUR8	1/2	12.70	3/8	9.52
SR - 8 - 8	810-R-8	8TUR8	1/2	12.70	1/2	12.70
SR - 8 - 10	810-R-10	10TUR8	1/2	12.70	5/8	15.87
SR - 8 - 12	810-R-12	12TUR8	1/2	12.70	3/4	19.05
SR - 8 - 16	810-R-16	16TUR8	1/2	12.70	1	25.40
SR - 10 - 12	1010-R-12	12TUR10	5/8	15.87	3/4	19.05
SR - 10 - 14	1010-R-14	14TUR10	5/8	15.87	7/8	22.22
SR - 10 - 16	1010-R-16	16TUR10	5/8	15.87	1	25.40
SR - 12 - 8	1210-R-8	8TUR12	3/4	19.05	1/2	12.70
SR - 12 - 16	1210-R-16	16TUR12	3/4	19.05	1	25.40

* Fractional Tube to Metric SUPERLOK port are available upon request

SR
Reducer



Connects Metric Tubes To Metric SUPERLOK Port

SUPERLOK Part No.	Cross Reference		Tube O.D.	Port O.D.
			mm	mm
SR - 3M - 4M	3M0-R-4M	M4TURM3	3	4
SR - 3M - 6M	3M0-R-6M	M6TURM3	3	6
SR - 3M - 10M	3M0-R-10M	M10TURM3	3	10
SR - 4M - 6M	4M0-R-6M	M6TURM4	4	6
SR - 6M - 3M	6M0-R-3M	M3TURM6	6	3
SR - 6M - 8M	6M0-R-8M	M8TURM6	6	8
SR - 6M - 10M	6M0-R-10M	M10TURM6	6	10
SR - 6M - 12M	6M0-R-12M	M12TURM6	6	12
SR - 8M - 6M	8M0-R-6M	M6TURM8	8	6
SR - 8M - 10M	8M0-R-10M	M10TURM8	8	10
SR - 8M - 12M	8M0-R-12M	M12TURM8	8	12
SR - 10M - 6M	10M0-R-6M	M6TURM10	10	6
SR - 10M - 8M	10M0-R-8M	M8TURM10	10	8
SR - 10M - 12M	10M0-R-12M	M12TURM10	10	12
SR - 10M - 15M	10M0-R-15M	M15TURM10	10	15
SR - 10M - 18M	10M0-R-18M	M18TURM10	10	18
SR - 12M - 6M	12M0-R-6M	M6TURM12	12	6
SR - 12M - 8M	12M0R8M	-	12	8
SR - 12M - 10M	12M0-R-10M	M10TURM12	12	10
SR - 12M - 16M	12M0-R-16M	M16TURM12	12	16
SR - 12M - 18M	12M0-R-18M	M18TURM12	12	18
SR - 12M - 20M	12M0-R-20M	M20TURM12	12	20
SR - 12M - 22M	12M0-R-22M	M22TURM12	12	22
SR - 12M - 25M	12M0-R-25M	M25TURM12	12	25
SR - 16M - 12M	16M0-1-12M	M12TURM16	16	12
SR - 18M - 12M	18M0-R-12M	M12TURM18	18	12
SR - 18M - 16M	18M0-R-16M	M16TURM18	18	16
SR - 18M - 20M	18M0-R-20M	M20TURM18	18	20
SR - 18M - 22M	18M0-R-22M	M22TURM18	18	22
SR - 18M - 25M	18M0-R-25M	M25TURM18	18	25
SR - 20M - 16M	20M0-R-16M	M16TURM20	20	16
SR - 20M - 18M	20M0-R-18M	M18TURM20	20	18

SR
Reducer



Connects Metric Tubes To Metric SUPERLOK Port

SUPERLOK Part No.	Cross Reference		Tube O.D.	Port O.D.
			mm	mm
SR - 20M - 22M	20M0-R-22M	M22TURM20	20	22
SR - 20M - 25M	20M0-R-25M	M25TURM20	20	25
SR - 22M - 18M	22M0-R-18M	M18TURM22	22	18
SR - 22M - 20M	22M0-R-20M	M20TURM22	22	20
SR - 22M - 25M	22M0-R-25M	M25TURM22	22	25
SR - 25M - 18M	25M0-R-18M	M18TURM25	25	18
SR - 25M - 20M	25M0-R-20M	M20TURM25	25	20

Connects Metric Tubes To Fractional SUPERLOK Port

SUPERLOK Part No.	Cross Reference		Tube O.D.	Port O.D.	
			mm	in	mm
SR - 3M - 2	3M0-R-2	2TUCM3	3	1/8	3.17
SR - 3M - 4	3M0-R-4	4TUCM3	3	1/4	6.35
SR - 6M - 4	6M0-R-4	4TUCM6	6	1/4	6.35
SR - 6M - 5	6M0-R-5	5TUCM6	6	5/16	7.93
SR - 6M - 6	6M0-R-6	6TUCM6	6	3/8	9.52
SR - 6M - 8	6M0-R-8	8TUCM6	6	1/2	12.70
SR - 8M - 6	8M0-R-6	6TUCM8	8	3/8	9.52
SR - 8M - 8	8M0-R-8	8TUCM8	8	1/2	12.70
SR - 10M - 6	10M0-R-6	6TUCM10	10	3/8	9.52
SR - 10M - 8	10M0-R-8	8TUCM10	10	1/2	12.70
SR - 12M - 8	12M0-R-8	8TUCM12	12	1/2	12.70
SR - 12M - 12	12M0-R-12	12TUCM12	12	3/4	19.05
SR - 18M - 12	18M0-R-12	12TUCM18	18	3/4	19.05
SR - 18M - 16	18M0-R-16	16TUCM18	18	1	25.40

SRB

Bulkhead Reducer



Connects Fractional Tubes To Fractional SUPERLOK Port

SUPERLOK Part No.	Cross Reference		Tube O.D.	
			in	mm
SRB - 2 - 2	200-R1-2	2TUBC2	1/8	3.17
SRB - 4 - 4	400-R1-4	4TUBC4	1/4	6.35
SRB - 6 - 6	600-R1-6	6TUBC6	3/8	9.52
SRB - 8 - 8	810-R1-8	8TUBC8	1/2	12.70
SRB - 10 - 10	1010-R1-10	10TUBC10	5/8	15.87
SRB - 12 - 12	1210-R1-12	12TUBC12	3/4	19.05
SRB - 16 - 16	1610-R1-16	16TUBC16	1	25.40

SMA

Male Adapter



Connects Fractional SUPERLOK Port To Female NPT Thread

SUPERLOK Part No.	Cross Reference		Tube O.D.		Thread (in)
			in	mm	
SMA - 2 - 2N	2-TA-1-2	2MA2N	1/8	3.17	1/8
SMA - 2 - 4N	2-TA-1-4	2MA4N	1/8	3.17	1/4
SMA - 3 - 2N	3-TA-1-2	3MA2N	3/16	4.76	1/8
SMA - 3 - 4N	3-TA-1-4	3MA4N	3/16	4.76	1/4
SMA - 4 - 2N	4-TA-1-2	4MA2N	1/4	6.35	1/8
SMA - 4 - 4N	4-TA-1-4	4MA4N	1/4	6.35	1/4
SMA - 4 - 6N	4-TA-1-6	4MA6N	1/4	6.35	3/8
SMA - 4 - 8N	4-TA-1-8	4MA8N	1/4	6.35	1/2
SMA - 5 - 2N	5-TA-1-2	5MA2N	5/16	7.93	1/8
SMA - 5 - 4N	5-TA-1-4	5MA4N	5/16	7.93	1/4
SMA - 6 - 2N	6-TA-1-2	6MA2N	3/8	9.52	1/8
SMA - 6 - 4N	6-TA-1-4	6MA4N	3/8	9.52	1/4
SMA - 6 - 6N	6-TA-1-6	6MA6N	3/8	9.52	3/8
SMA - 6 - 8N	6-TA-1-8	6MA8N	3/8	9.52	1/2
SMA - 8 - 4N	8-TA-1-4	8MA4N	1/2	12.70	1/4
SMA - 8 - 6N	8-TA-1-6	8MA6N	1/2	12.70	3/8
SMA - 8 - 8N	8-TA-1-8	8MA8N	1/2	12.70	1/2
SMA - 10 - 6N	10-TA-1-6	10MA6N	5/8	15.87	3/8
SMA - 10 - 8N	10-TA-1-8	10MA8N	5/8	15.87	1/2
SMA - 10 - 12N	10-TA-1-12	10MA12N	5/8	15.87	3/4
SMA - 12 - 8N	12-TA-1-8	12MA8N	3/4	19.05	1/2
SMA - 12 - 12N	12-TA-1-12	12MA12N	3/4	19.05	3/4
SMA - 12 - 16N	12-TA-1-16	12MA16N	3/4	19.05	1
SMA - 14 - 12N	14-TA-1-12	14MA12N	7/8	22.22	3/4
SMA - 16 - 12N	16-TA-1-12	16MA12N	1	25.40	3/4
SMA - 16 - 16N	16-TA-1-16	16MA16N	1	25.40	1

* ISO Tapered Threads are available upon request

SMA

Male Adapter



Connects Metric SUPERLOK Port To Female NPT Thread

SUPERLOK Part No.	Cross Reference		Tube O.D. mm	Thread (in)
SMA - 6M - 2N	6-MTA-1-2	M6MA1/8N	6	1/8
SMA - 6M - 4N	6-MTA-1-4	M6MA1/4N	6	1/4
SMA - 8M - 4N	8-MTA-1-4	M8MA1/4N	8	1/4
SMA - 10M - 4N	10-MTA-1-4	M10MA1/4N	10	1/4
SMA - 10M - 6N	10-MTA-1-6	M10MA3/8N	10	3/8
SMA - 10M - 8N	10-MTA-1-8	M10MA1/2N	10	1/2
SMA - 12M - 4N	12-MTA-1-4	M12MA1/4N	12	1/4
SMA - 12M - 8N	12-MTA-1-8	M12MA1/2N	12	1/2
SMA - 18M - 12N	18-MTA-1-12	M18MA3/4N	18	3/4

* ISO Tapered Threads are available upon request

SFA

Female Adapter



Connects Fractional SUPERLOK Port To Male NPT Thread

SUPERLOK Part No.	Cross Reference		Tube O.D.		Thread (in)
			D (in)	mm	
SFA - 2 - 2N	2-TA-7-2	2FA2N	1/8	3.17	1/8
SFA - 2 - 4N	2-TA-7-4	2FA4N	1/8	3.17	1/4
SFA - 3 - 2N	3-TA-7-2	3FA2N	3/16	4.76	1/8
SFA - 3 - 4N	3-TA-7-4	3FA4N	3/16	4.76	1/4
SFA - 4 - 2N	4-TA-7-2	4FA2N	1/4	6.35	1/8
SFA - 4 - 4N	4-TA-7-4	4FA4N	1/4	6.35	1/4
SFA - 4 - 6N	4-TA-7-6	4FA6N	1/4	6.35	3/8
SFA - 4 - 8N	4-TA-7-8	4FA8N	1/4	6.35	1/2
SFA - 5 - 2N	5-TA-7-2	5FA2N	5/16	7.93	1/8
SFA - 5 - 4N	5-TA-7-4	5FA4N	5/16	7.93	1/4
SFA - 6 - 2N	6-TA-7-2	6FA2N	3/8	9.52	1/8
SFA - 6 - 4N	6-TA-7-4	6FA4N	3/8	9.52	1/4
SFA - 6 - 6N	6-TA-7-6	6FA6N	3/8	9.52	3/8
SFA - 6 - 8N	6-TA-7-8	6FA8N	3/8	9.52	1/2
SFA - 8 - 4N	8-TA-7-4	8FA4N	1/2	12.70	1/4
SFA - 8 - 6N	8-TA-7-6	8FA6N	1/2	12.70	3/8
SFA - 8 - 8N	8-TA-7-8	8FA8N	1/2	12.70	1/2
SFA - 10 - 6N	10-TA-7-6	10FA6N	5/8	15.87	3/8
SFA - 10 - 8N	10-TA-7-8	10FA8N	5/8	15.87	1/2
SFA - 12 - 8N	12-TA-7-8	12FA8N	3/4	19.05	1/2
SFA - 12 - 12N	12-TA-7-12	12FA12N	3/4	19.05	3/4
SFA - 12 - 16N	12-TA-7-16	12FA16N	3/4	19.05	1
SFA - 14 - 12N	14-TA-7-12	14FA12N	7/8	22.22	3/4
SFA - 16 - 12N	16-TA-7-12	16FA12N	1	25.40	3/4
SFA - 16 - 16N	16-TA-7-16	16FA16N	1	25.40	1

* ISO Tapered Threads are available upon request

SFA

Female Adapter



Connects Metric SUPERLOK Port To Male NPT Thread

SUPERLOK Part No.	Cross Reference		Tube O.D.	
			mm	Thread (in)
SFA - 3M - 2N	3-MTA-7-2	M3FA1/8N	3	1/8
SFA - 6M - 2N	6-MTA-7-2	M6FA1/8N	6	1/8
SFA - 6M - 4N	6-MTA-7-4	M6FA1/4N	6	1/4
SFA - 8M - 4N	8-MTA-7-4	M8FA1/4N	8	1/4
SFA - 10M - 4N	10-MTA-7-4	M10FA1/4N	10	1/4
SFA - 10M - 6N	10-MTA-7-6	M10FA3/8N	10	3/8
SFA - 10M - 8N	10-MTA-7-8	M10FA1/2N	10	1/2
SFA - 12M - 4N	12-MTA-7-4	M12FA1/4N	12	1/4
SFA - 12M - 6N	12-MTA-7-6	M12FA3/8N	12	3/8
SFA - 12M - 8N	12-MTA-7-8	M12FA1/2N	12	1/2
SFA - 18M - 12N	18-MTA-7-12	M18FA3/4N	18	3/4

* ISO Tapered Threads are available upon request

SPC

Port Connector



Connects Fractional SUPERLOK Ports

SUPERLOK Part No.	Cross Reference		Tube O.D.	
			in	mm
SPC - 2	201-PC	2PC2	1/8	3.17
SPC - 4	401-PC	4PC4	1/4	6.35
SPC - 5	501-PC	5PC5	5/16	7.93
SPC - 6	601-PC	6PC6	3/8	9.52
SPC - 8	811-PC	8PC8	1/2	12.70
SPC - 12	1211-PC	12PC12	3/4	19.05
SPC - 16	1611-PC	16PC16	1	25.40

SPC

Port Connector



Connects Metric SUPERLOK Ports

SUPERLOK Part No.	Cross Reference		Tube O.D. mm
SPC - 3M	3M1-PC	PCM3	3
SPC - 6M	6M1-PC	PCM6	6
SPC - 8M	8M1-PC	PCM8	8
SPC - 10M	10M1-PC	PCM10	10
SPC - 12M	12M1-PC	PCM12	12
SPC - 16M	16M1-PC	PCM16	16

SRPC

Reducing Port Connector



Connects Fractional SUPERLOK Port To Male AN

SUPERLOK Part No.	Cross Reference		Tube O.D.		Reduced O.D.	
			in	mm	in	mm
SRPC - 2 - 1	201-PC-1	1PC2	1/8	3.17	1/16	1.58
SRPC - 4 - 1	401-PC-1	1PC4	1/4	6.35	1/16	1.58
SRPC - 4 - 2	401-PC-2	2PC4	1/4	6.35	1/8	3.17
SRPC - 6 - 2	601-PC-2	2PC6	3/8	9.52	1/8	3.17
SRPC - 6 - 4	601-PC-4	4PC6	3/8	9.52	1/4	6.35
SRPC - 8 - 4	811-PC-4	4PC8	1/2	12.70	1/4	6.35
SRPC - 8 - 6	811-PC-6	6PC8	1/2	12.70	3/8	9.52
SRPC - 12 - 8	1211-PC-8	8PC12	3/4	19.05	1/2	12.70
SRPC - 16 - 8	1611-PC-8	8PC16	1	25.40	1/2	12.70
SRPC - 16 - 12	1611-PC-12	12PC16	1	25.40	3/4	19.05

* ISO Tapered Threads are available upon request

SFTC

Flange Lapped
Tube Connector



Connects Fractional Tubes

SUPERLOK Part No.	Cross Reference		Tube Size (in)	Flange seal
SFTC - 4 - SM		4LJF-5	1/4±	SM
SFTC - 4 - SR		4LJF-9	1/4	SR
SFTC - 6 - SM	600-1-0151	6LJF-5	3/8	SM
SFTC - 6 - SR		6LJF-9	3/8	SR
SFTC - 8 - SM		8LJF-5	1/2	SM
SFTC - 8 - SR		8LJF-9	1/2	SR

SAF

An Flare



Connects Fractional SUPERLOK Port To Male AN

SUPERLOK Part No.	Cross Reference		Tube O.D.		Flare End	
			in	mm	in	mm
SAF - 2 - 2U	200-A-2ANF	2X6TU2	1/8	3.17	1/8	3.17
SAF - 2 - 4U	200-A-4ANF	4X6TU2	1/8	3.17	1/4	6.35
SAF - 4 - 4U	400-A-4ANF	4X6TU4	1/4	6.35	1/4	6.35
SAF - 6 - 6U	600-A-6ANF	6X6TU6	3/8	9.52	3/8	9.52
SAF - 8 - 8U	810-A-8ANF	8X6TU8	1/2	12.70	1/2	12.70

SAU

An Union



Connects Fractional Tubes To An Flared Tubes

SUPERLOK Part No.	Cross Reference		Tube O.D.		Flare End	
			in	mm	in	mm
SAU - 2 - 2U	200-6-2AN	2XASC2	1/8	3.17	1/8	3.17
SAU - 2 - 4U	200-6-4AN	4XASC2	1/8	3.17	1/4	6.35
SAU - 4 - 4U	400-6-4AN	4XASC4	1/4	6.35	1/4	6.35
SAU - 5 - 5U	500-6-5AN	5XASC5	5/16	7.93	5/16	7.93
SAU - 6 - 4U	600-6-4AN	4XASC6	3/8	9.52	1/4	6.35
SAU - 6 - 6U	600-6-6AN	6XASC6	3/8	9.52	3/8	9.52
SAU - 8 - 8U	810-6-8AN	8XASC8	1/2	12.70	1/2	12.70
SAU - 12 - 12U	1210-6-12AN	12XASC12	3/4	19.05	3/4	19.05
SAU - 16 - 16U	1610-6-16AN	16XASC16	1	25.40	1	25.40

SAA

An Adapter



Connects Fractional SUPERLOK Port To AN Flared Tubes

SUPERLOK Part No.	Cross Reference		Tube O.D.		Flare End	
			in	mm	in	mm
SAA - 4 - 4U	4-TA-1-4AN	-	1/4	6.35	1/4	6.35
SAA - 6 - 4U	6-TA-1-4AN	-	3/8	9.52	1/4	6.35
SAA - 6 - 6U	6-TA-1-6AN	-	3/8	9.52	3/8	9.52
SAA - 8 - 8U	8-TA-1-8AN	-	1/2	12.70	1/2	12.70
SAA - 12 - 12U	12-TA-1-12AN	-	3/4	19.05	3/4	19.05
SAA - 16 - 16U	16-TA-1-16AN	-	1	25.40	1	25.40

SOSC

O-Seal Straight
Thread Connector



Connects Fractional Tube To Female Straight Thread

SUPERLOK Part No.	Cross Reference		Tube O.D.		Thread (in)
			in	mm	
SOSC - 2 - 2U	200-1-OR	2M2SC2	1/8	3.17	5/16-24
SOSC - 3 - 3U	300-1-OR	3M2SC3	3/16	4.76	3/8-24
SOSC - 4 - 4U	400-1-OR	4M2SC4	1/4	6.35	7/16-20
SOSC - 5 - 5U	500-1-OR	5M2SC5	5/16	7.93	1/2-20
SOSC - 6 - 6U	600-1-OR	6M2SC6	3/8	9.52	9/16-18
SOSC - 8 - 8U	810-1-OR	8M2SC8	1/2	12.70	3/4-16
SOSC-12- 12U	1210-1-OR	12M2SC12	3/4	19.05	1-1/16-12
SOSC-16- 16U	1610-1-OR	16M2SC16	1	25.40	1-5/16-12

SOPC

O-Seal Pipe
Thread Connector



Connects Fractional Tube To Female NPT Thread

SUPERLOK Part No.	Cross Reference		Tube O.D.		Thread (in)
			in	mm	
SOPC - 2 - 2N	200-1-2-OR	2M3SC2	1/8	3.17	1/8
SOPC - 4 - 2N	400-1-2-OR	4M3SC2	1/4	6.35	1/8
SOPC - 4 - 4N	400-1-4-OR	4M3SC4	1/4	6.35	1/4
SOPC - 6 - 4N	600-1-4-OR	6M3SC4	3/8	9.52	1/4
SOPC - 6 - 6N	600-1-6-OR	6M3SC6	3/8	9.52	3/8
SOPC - 6 - 8N	600-1-8-OR	6M3SC8	3/8	9.52	1/2
SOPC - 8 - 8N	810-1-8-OR	8M3SC8	1/2	12.70	1/2

* ISO Tapered Threads are available upon request

SSMC

SAE/MS Male Connector



Connects Fractional Tubes To SAE/MS Straight Thread Boss

SUPERLOK Part No.	Cross Reference		Tube O.D.		Thread (in)
			in	mm	
SSMC - 2 - 2U	200-1-2ST	2M1SC2	1/8	3.17	5/16-24
SSMC - 4 - 4U	400-1-4ST	4M1SC4	1/4	6.35	7/16-20
SSMC - 4 - 6U	400-1-6ST	4M1SC6	1/4	6.35	9/16-18
SSMC - 4 - 8U	400-1-8ST	4M1SC8	1/4	6.35	3/4-16
SSMC - 4 - 10U	400-1-10ST	4M1SC10	1/4	6.35	7/8-14
SSMC - 5 - 5U	500-1-5ST	5M1SC5	5/16	7.93	1/2-20
SSMC - 6 - 4U	600-1-4ST	6M1SC4	3/8	9.52	7/16-20
SSMC - 6 - 6U	600-1-6ST	6M1SC6	3/8	9.52	9/16-18
SSMC - 6 - 8U	600-1-8ST	6M1SC8	3/8	9.52	3/4-16
SSMC - 6 - 10U	600-1-10ST	6M1SC10	3/8	9.52	7/8-14
SSMC - 8 - 6U	810-1-6ST	8M1SC6	1/2	12.70	9/16-18
SSMC - 8 - 8U	810-1-8ST	8M1SC8	1/2	12.70	3/4-16
SSMC - 8 - 10U	810-1-10ST	8M1SC10	1/2	12.70	7/8-14
SSMC - 8 - 12U	810-1-12ST	8M1SC12	1/2	12.70	1-1/16-12
SSMC - 10 - 8U	1010-1-8ST	10M1SC8	5/8	15.87	3/4-16
SSMC - 10 - 10U	1010-1-10ST	10M1SC10	5/8	15.87	7/8-14
SSMC - 12 - 8U	1210-1-8ST	12M1SC8	3/4	19.05	3/4-16
SSMC - 12 - 12U	1210-1-12ST	12M1SC12	3/4	19.05	1-1/16-12
SSMC - 14 - 14U	1410-1-14ST	14M1SC14	7/8	22.22	1-3/16-12
SSMC - 16 - 12U	1610-1-12ST	16M1SC12	1	25.40	1-1/16-12
SSMC - 16 - 16U	1610-1-16ST	16M1SC16	1	25.40	1-5/16-12

SPWC

Male Pipe
Weld Connector



Connects Fractional Tubes To Pipe

SUPERLOK Part No.	Cross Reference		Tube O.D.		Male Pipe	
			in	mm	Nom.	O.D.
SPWC - 2 - 2P	200-1-2W	2-1/8 ZHLW2	1/8	3.17	1/8	10.30
SPWC - 3 - 2P	300-1-2W	3-1/8 ZHLW2	3/16	4.76	1/8	10.30
SPWC - 4 - 2P	400-1-2W	4-1/8 ZHLW2	1/4	6.35	1/8	10.30
SPWC - 4 - 4P	400-1-4W	4-1/4 ZHLW2	1/4	6.35	1/4	13.70
SPWC - 5 - 2P	500-1-2W	5-1/8 ZHLW2	5/16	7.93	1/8	10.30
SPWC - 5 - 4P	500-1-4W	5-1/4 ZHLW2	5/16	7.93	1/4	13.70
SPWC - 6 - 4P	600-1-4W	6-1/4 ZHLW2	3/8	9.52	1/4	13.70
SPWC - 6 - 6P	600-1-6W	6-3/8 ZHLW2	3/8	9.52	3/8	17.10
SPWC - 6 - 8P	600-1-8W	6-1/2 ZHLW2	3/8	9.52	1/2	21.30
SPWC - 8 - 6P	810-1-6W	8-3/8 ZHLW2	1/2	12.70	3/8	17.10
SPWC - 8 - 8P	810-1-8W	8-1/2 ZHLW2	1/2	12.70	1/2	21.30
SPWC - 8 - 12P	810-1-12W	8-3/4 ZHLW2	1/2	12.70	3/4	26.67
SPWC - 10 - 8P	1010-1-8W	10-1/2 ZHLW2	5/8	15.87	1/2	21.30
SPWC - 12 - 12P	1210-1-12W	12-3/4 ZHLW2	3/4	19.05	3/4	26.67
SPWC - 16 - 16P	1610-1-16W	16-1 ZHLW2	1	25.40	1	33.40

SPWC

Male Pipe
Weld Connector



Connects Metric Tubes To Pipe

SUPERLOK Part No.	Cross Reference		Tube O.D.	Male Pipe	
			mm	Nom.	O.D.
SPWC - 3M - 2P	3M0-1-2W	ZHLW2 3-1/8	3	1/8	10.3
SPWC - 4M - 2P	4M0-1-2W	ZHLW2 4-1/8	4	1/8	10.3
SPWC - 6M - 2P	6M0-1-2W	ZHLW2 6-1/8	6	1/8	10.3
SPWC - 6M - 4P	6M0-1-4W	ZHLW2 6-1/4	6	1/4	13.7
SPWC - 8M - 2P	8M0-1-2W	ZHLW2 8-1/8	8	1/8	10.3
SPWC - 8M - 4P	8M0-1-4W	ZHLW2 8-1/4	8	1/4	13.7
SPWC - 8M - 8P	8M0-1-8W	ZHLW2 8-1/2	8	1/2	21.3
SPWC - 10M - 4P	10M0-1-4W	ZHLW2 10-1/4	10	1/4	13.7
SPWC - 10M - 6P	10M0-1-6W	ZHLW2 10-3/8	10	3/8	17.1
SPWC - 10M - 8P	10M0-1-8W	ZHLW2 10-1/2	10	1/2	21.3
SPWC - 12M - 4P	12M0-1-4W	ZHLW2 12-1/4	12	1/4	13.7
SPWC - 12M - 6P	12M0-1-6W	ZHLW2 12-3/8	12	3/8	17.1
SPWC - 12M - 8P	12M0-1-8W	ZHLW2 12-1/2	12	1/2	21.3
SPWC - 15M - 8P	15M0-1-8W	ZHLW2 15-1/2	15	1/2	21.3
SPWC - 16M - 8P	16M0-1-8W	ZHLW2 16-1/2	16	1/2	21.3
SPWC - 18M - 8P	18M0-1-8W	ZHLW2 18-1/2	18	1/2	21.3

Note : SUPERLOK weld ends are constructed per schedule 80 wall thickness or greater.
Weld End : ANSI B31.1 and B31.3

SMPWE

Male Pipe Weld Elbow



Connects Fractional Tubes To Pipe

SUPERLOK Part No.	Cross Reference		Tube O.D.		Male Pipe	
			in	mm	Nom.	O.D.
SMPWE - 4 - 4P	400-2-4W	4-1/4 ZELW2	1/4	6.35	1/4	13.70
SMPWE - 6 - 4P	600-2-4W	6-1/4 ZELW2	3/8	9.52	1/4	13.70
SMPWE - 6 - 6P	600-2-6W	6-3/8 ZELW2	3/8	9.52	3/8	17.10
SMPWE - 8 - 8P	810-2-8W	8-1/2 ZELW2	1/2	12.70	1/2	21.30

SSWC

Socket Weld Connector



Connects Fractional Tubes To Pipe

SUPERLOK Part No.	Cross Reference		Tube O.D.	
			in	mm
SSWC - 2	200-6-2W	2-2 ZHLW	1/8	3.17
SSWC - 4	400-6-4W	4-4 ZHLW	1/4	6.35
SSWC - 6	600-6-6W	6-6 ZHLW	3/8	9.52
SSWC - 8	810-6-8W	8-8 ZHLW	1/2	12.70
SSWC - 12	1210-6-12W	12-12 ZHLW	3/4	19.05
SSWC - 16	1610-6-16W	16-16 ZHLW	1	25.40

SSWE

Socket Weld Elbow



Connects Fractional Tubes To Pipe

SUPERLOK Part No.	Cross Reference		Tube O.D.	
			in	mm
SSWE - 4	400-9-4W	4-4 ZELW	1/4	6.35
SSWE - 6	600-9-6W	6-6 ZELW	3/8	9.52
SSWE - 8	810-9-8W	8-8 ZELW	1/2	12.70
SSWE - 12	1210-9-12W	12-12 ZELW	3/4	19.05
SSWE - 16	1610-9-16W	16-16 ZELW	1	25.40

SP

Plug



Fractional

SUPERLOK Part No.	Cross Reference		Tube O.D.	
			in	mm
SP - 2	200-P	2BLP2	1/8	3.17
SP - 3	300-P	3BLP3	3/16	4.76
SP - 4	400-P	4BLP4	1/4	6.35
SP - 5	500-P	5BLP5	5/16	7.93
SP - 6	600-P	6BLP6	3/8	9.52
SP - 8	810-P	8BLP8	1/2	12.70
SP - 10	1010-P	10BLP10	5/8	15.87
SP - 12	1210-P	12BLP12	3/4	19.05
SP - 14	1410-P	14BLP14	7/8	22.22
SP - 16	1610-P	16BLP16	1	25.40

SP
Plug



Metric

SUPERLOK Part No.	Cross Reference		Tube O.D. mm
SP - 2M	2M0-P	BLPM2	2
SP - 3M	3M0-P	BLPM3	3
SP - 4M	4M0-P	BLPM4	4
SP - 6M	6M0-P	BLPM6	6
SP - 8M	8M0-P	BLPM8	8
SP - 10M	10M0-P	BLPM10	10
SP - 12M	12M0-P	BLPM12	12
SP - 15M	15M0-P	BLPM15	15
SP - 16M	16M0-P	BLPM16	16
SP - 18M	18M0-P	BLPM18	18
SP - 20M	20M0-P	BLPM20	20
SP - 22M	22M0-P	BLPM22	22
SP - 25M	25M0-P	BLPM25	25

SC
Cap



Connects Caps End of Fractional Tubes

SUPERLOK Part No.	Cross Reference		Tube O.D.	
			in	mm
SC - 1	100-C	1BLEN1	1/16	1.58
SC - 2	200-C	2BLEN2	1/8	3.17
SC - 3	300-C	3BLEN3	3/16	4.76
SC - 4	400-C	4BLEN4	1/4	6.35
SC - 5	500-C	5BLEN5	5/16	7.93
SC - 6	600-C	6BLEN6	3/8	9.52
SC - 8	810-C	8BLEN8	1/2	12.70
SC - 10	1010-C	10BLEN10	5/8	15.87
SC - 12	1210-C	12BLEN12	3/4	19.05
SC - 14	1410-C	14BLEN14	7/8	22.22
SC - 16	1610-C	16BLEN16	1	25.40

Connects Metric Tubes

SUPERLOK Part No.	Cross Reference		Tube O.D.
			mm
SC - 2M	2M0-C	BLENM2	2
SC - 3M	3M0-C	BLENM3	3
SC - 4M	4M0-C	BLENM4	4
SC - 6M	6M0-C	BLENM6	6
SC - 8M	8M0-C	BLENM8	8
SC - 10M	10M0-C	BLENM10	10
SC - 12M	12M0-C	BLENM12	12
SC - 15M	15M0-C	BLENM15	15
SC - 16M	16M0-C	BLENM16	16
SC - 18M	18M0-C	BLENM18	18
SC - 20M	20M0-C	BLENM20	20
SC - 22M	22M0-C	BLENM22	22
SC - 25M	25M0-C	BLENM25	25

SSFA

Sanitary Flange Fitting



Connects Fractional Tube To Sanitary Flange

SUPERLOK Part No.	Cross Reference		Tube O.D.	Sanitary Flange
			in	in
SSFA - 4 - 8SA	400-SC-8	4-8 ZHLS	1/4	1/2
SSFA - 4 - 12SA	400-SC-12	4-12 ZHLS	1/4	3/4
SSFA - 4 - 16SA	400-SC-16	4-16 ZHLS	1/4	1
SSFA - 4 - 24SA	400-SC-24	4-24 ZHLS	1/4	1-1/2
SSFA - 6 - 8SA	600-SC-8	6-8 ZHLS	3/8	1/2
SSFA - 6 - 12SA	600-SC-12	6-12 ZHLS	3/8	3/4
SSFA - 6 - 16SA	600-SC-16	6-16 ZHLS	3/8	1
SSFA - 6 - 24SA	600-SC-24	6-24 ZHLS	3/8	1-1/2
SSFA - 8 - 8SA	810-SC-8	8-8 ZHLS	1/2	1/2
SSFA - 8 - 12SA	810-SC-12	8-12 ZHLS	1/2	3/4
SSFA - 8 - 16SA	810-SC-16	8-16 ZHLS	1/2	1
SSFA - 8 - 24SA	810-SC-24	8-24 ZHLS	1/2	1-1/2
SSFA - 12 - 12SA	-	-	3/4	3/4
SSFA - 12 - 24SA	-	-	3/4	1-1/2
SSFA - 16 - 24SA	-	-	1	1-1/2

SN
Nut



Fractional

SUPERLOK Part No.	Cross Reference		Tube O.D.	
			in	mm
SN - 1	102-1	1NU1	1/16	1.58
SN - 2	202-1	2NU2	1/8	3.17
SN - 3	302-1	3NU3	3/16	4.76
SN - 4	402-1	4NU4	1/4	6.35
SN - 5	502-1	5NU5	5/16	7.93
SN - 6	602-1	6NU6	3/8	9.52
SN - 8	812-1	8NU8	1/2	12.70
SN - 10	1012-1	10NU10	5/8	15.87
SN - 12	1212-1	12NU12	3/4	19.05
SN - 14	1412-1	14NU14	7/8	22.22
SN - 16	1612-1	16NU16	1	25.40

Metric

SUPERLOK Part No.	Cross Reference		Tube O.D.
			mm
SN - 2M	2M2-1	NUM2	2
SN - 3M	3M2-1	NUM3	3
SN - 4M	4M2-1	NUM4	4
SN - 6M	6M2-1	NUM6	6
SN - 8M	8M2-1	NUM8	8
SN - 10M	10M2-1	NUM10	10
SN - 12M	12M2-1	NUM12	12
SN - 14M	14M2-1	NUM14	14
SN - 15M	15M2-1	NUM15	15
SN - 16M	16M2-1	NUM16	16
SN - 18M	18M2-1	NUM18	18
SN - 20M	20M2-1	NUM20	20
SN - 22M	22M2-1	NUM22	22
SN - 25M	25M2-1	NUM25	25

SFF

Front Ferrule



Fractional

SUPERLOK Part No.	Cross Reference		Tube O.D.	
			in	mm
SFF - 1	103-1	1FF1	1/16	1.58
SFF - 2	203-1	2FF2	1/8	3.17
SFF - 3	303-1	3FF3	3/16	4.76
SFF - 4	403-1	4FF4	1/4	6.35
SFF - 5	503-1	5FF5	5/16	7.93
SFF - 6	603-1	6FF6	3/8	9.52
SFF - 8	813-1	8FF8	1/2	12.70
SFF - 10	1013-1	10FF10	5/8	15.87
SFF - 12	1213-1	12FF12	3/4	19.05
SFF - 14	1413-1	14FF14	7/8	22.22
SFF - 16	1613-1	16FF16	1	25.40

Metric

SUPERLOK Part No.	Cross Reference		Tube O.D.
			mm
SFF - 2M	2M3-1	FFM2	2
SFF - 3M	3M3-1	FFM3	3
SFF - 4M	4M3-1	FFM4	4
SFF - 6M	6M3-1	FFM6	6
SFF - 8M	8M3-1	FFM8	8
SFF - 10M	10M3-1	FFM10	10
SFF - 12M	12M3-1	FFM12	12
SFF - 14M	14M3-1	FFM14	14
SFF - 15M	15M3-1	FFM15	15
SFF - 16M	16M3-1	FFM16	16
SFF - 18M	18M3-1	FFM18	18
SFF - 20M	20M3-1	FFM20	20
SFF - 22M	22M3-1	FFM22	22
SFF - 25M	25M3-1	FFM25	25

SBF

Back Ferrule



Fractional

SUPERLOK Part No.	Cross Reference		Tube O.D.	
			in	mm
SBF - 1	104-1	1BF1	1/16	1.58
SBF - 2	204-1	2BF2	1/8	3.17
SBF - 3	304-1	3BF3	3/16	4.76
SBF - 4	404-1	4BF4	1/4	6.35
SBF - 5	504-1	5BF5	5/16	7.93
SBF - 6	604-1	6BF6	3/8	9.52
SBF - 8	814-1	8BF8	1/2	12.70
SBF - 10	1014-1	10BF10	5/8	15.87
SBF - 12	1214-1	12BF12	3/4	19.05
SBF - 14	1414-1	14BF14	7/8	22.22
SBF - 16	1614-1	16BF16	1	25.40

Metric

SUPERLOK Part No.	Cross Reference		Tube O.D.
			mm
SBF - 2M	2M4-1	BFM2	2
SBF - 3M	3M4-1	BFM3	3
SBF - 4M	4M4-1	BFM4	4
SBF - 6M	6M4-1	BFM6	6
SBF - 8M	8M4-1	BFM8	8
SBF - 10M	10M4-1	BFM10	10
SBF - 12M	12M4-1	BFM12	12
SBF - 14M	14M4-1	BFM14	14
SBF - 15M	15M4-1	BFM15	15
SBF - 16M	16M4-1	BFM16	16
SBF - 18M	18M4-1	BFM18	18
SBF - 20M	20M4-1	BFM20	20
SBF - 22M	22M4-1	BFM22	22
SBF - 25M	25M4-1	BFM25	25

SFS

Ferrule Set



Fractional

SUPERLOK Part No.	Cross Reference		Tube O.D.	
			in	mm
SFS - 1	100-SET	1 ALOK-316-SET	1/16	1.58
SFS - 2	200-SET	2 ALOK-316-SET	1/8	3.17
SFS - 3	300-SET	3 ALOK-316-SET	3/16	4.76
SFS - 4	400-SET	4 ALOK-316-SET	1/4	6.35
SFS - 5	500-SET	5 ALOK-316-SET	5/16	7.93
SFS - 6	600-SET	6 ALOK-316-SET	3/8	9.52
SFS - 8	810-SET	8 ALOK-316-SET	1/2	12.70
SFS - 10	1010-SET	10 ALOK-316-SET	5/8	15.87
SFS - 12	1210-SET	12 ALOK-316-SET	3/4	19.05
SFS - 14	1410-SET	14 ALOK-316-SET	7/8	22.22
SFS - 16	1610-SET	16 ALOK-316-SET	1	25.40

Metric

SUPERLOK Part No.	Cross Reference		Tube O.D.
			mm
SFS - 2M	2M0-SET	M2 ALOK-316-SET	2
SFS - 3M	3M0-SET	M3 ALOK-316-SET	3
SFS - 4M	4M0-SET	M4 ALOK-316-SET	4
SFS - 6M	6M0-SET	M6 ALOK-316-SET	6
SFS - 8M	8M0-SET	M8 ALOK-316-SET	8
SFS - 10M	10M0-SET	M10 ALOK-316-SET	10
SFS - 12M	12M0-SET	M12 ALOK-316-SET	12
SFS - 15M	14M0-SET	M14 ALOK-316-SET	15
SFS - 16M	15M0-SET	M15 ALOK-316-SET	16
SFS - 18M	16M0-SET	M16 ALOK-316-SET	18
SFS - 20M	18M0-SET	M18 ALOK-316-SET	20
SFS - 22M	20M0-SET	M20 ALOK-316-SET	22
SFS - 25M	22M0-SET	M22 ALOK-316-SET	25
SN - 25M	25M0-SET	M25 ALOK-316-SET	25

SI
Insert



Fractional

SUPERLOK Part No.	Cross Reference		Tube O.D.	
			in	mm
SI - 3 - 2	305-2	3 TIZ .125	3/16	4.76
SI - 4 - 2	405-2	4 TIZ .125	1/4	6.35
SI - 4 - 3	405-3	4 TIZ .188	1/4	6.35
SI - 5 - 2	505-2	5 TIZ .125	5/16	7.93
SI - 5 - 3	505-3	5 TIZ .188	5/16	7.93
SI - 5 - 4	505-4	5 TIZ .250	5/16	7.93
SI - 6 - 3	605-3	6 TIZ .188	3/8	9.52
SI - 6 - 4	605-4	6 TIZ .250	3/8	9.52
SI - 8 - 4	815-4	8 TIZ .250	1/2	12.70
SI - 8 - 6	815-6	8 TIZ .375	1/2	12.70
SI - 10 - 6	1015-6	10 TIZ .375	5/8	15.87
SI - 10 - 8	1015-8	10 TIZ .500	5/8	15.87
SI - 12 - 8	1215-8	12 TIZ .500	3/4	19.05
SI - 12 - 10	1215-10	12 TIZ .625	3/4	19.05
SI - 16 - 12	1615-12	16 TIZ .750	1	25.40

SBHR

Bulkhead Retainer



SUPERLOK Part No.	Cross Reference		Body Hex
SBHR - 1	102-61F	-	5/16
SBHR - 2	202-61F	-	1/2
SBHR - 3 ①	302-61F	-	9/16
SBHR - 4 ②	402-61F	-	5/8
SBHR - 5	502-61F	-	11/16
SBHR - 6	602-61F	-	3/4
SBHR - 8 ③	812-61F	-	15/16
SBHR -10 ④	1012-61F	-	1-1/16
SBHR -12 ⑤	1212-61F	-	1-3/16
SBHR -14	1412-61F	-	1-5/16
SBHR -16	1612-61F	-	1-5/8
SBHR - 8M	8M2-61F	-	18mm
SBHR -10M	10M2-61F	-	22mm

① Can be used with 3mm and 4mm bulkheads

② Can be used with 6mm bulkheads


③ Can be used with 12mm bulkheads

④ Can be used with 15mm and 16mm bulkheads

⑤ Can be used with 18mm bulkheads

SVP

Vent Protector



SUPERLOK Part No.	Cross Reference		NPT Thread (in)
SVP - 4N	MD-4	4 MDF	1/4
SVP - 6N	MD-6	6 MDF	3/8
SVP - 8N	MD-8	8 MDF	1/2
SVP - 12N	MD-12	12 MDF	3/4

SPH

Push on Hose Fitting




Connects Fractional Tube To Hose

SUPERLOK Part No.	Cross Reference		Tube O.D.	Hose
			in	in
SPH - 4 - 4S	-	4-4 P2LZ6	1/4	1/4
SPH - 6 - 6S	-	6-6 P2LZ6	3/8	3/8
SPH - 8 - 8S	-	8-8 P2LZ6	1/2	1/2
SPH - 12 - 12S	-	-	3/4	3/4
SPH - 16 - 16S	-	-	1	1

SPH

Push on Hose Fitting

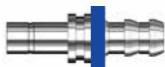


Connects Male NPT Thread To Hose

SUPERLOK Part No.	Cross Reference		Thread	Hose
			in	in
SPH - 4 - 4N	-	4-4 P2HF	1/4	1/4
SPH - 6 - 6N	-	6-6 P2HF	3/8	3/8
SPH - 8 - 8N	-	8-8 P2HF	1/2	1/2
SPH - 12 - 12N	-	-	3/4	3/4
SPH - 16 - 16N	-	-	1	1

SPH

Push on Hose Fitting



Connects Fractional SUPERLOK Port To Hose

SUPERLOK Part No.	Cross Reference		Tube O.D.	Hose
			in	in
SPH - 4 - 4T	-	4P2TU4	1/4	1/4
SPH - 6 - 6T	-	6P2TU6	3/8	3/8
SPH - 8 - 8T	-	8P2TU8	1/2	1/2
SPH - 12 - 12T	-	-	3/4	3/4
SPH - 16 - 16T	-	-	1	1

SHF

Hose Fitting



Connects Fractional Tube To Hose

SUPERLOK Part No.	Cross Reference		Tube O.D.	Hose
			in	in
SHF - 2 - 2S	2-HC-1-200	-	1/8	1/8
SHF - 4 - 4S	4-HC-1-400	-	1/4	1/4
SHF - 6 - 6S	6-HC-1-600	-	3/8	3/8
SHF - 8 - 8S	8-HC-1-810	-	1/2	1/2

SHF

Hose Fitting



Connects Female NPT Thread To Hose

SUPERLOK Part No.	Cross Reference		Tube O.D.	Hose
			in	in
SHF - 2 - 2N	2-HC-7-2	-	1/8	1/8
SHF - 4 - 4N	4-HC-7-4	-	1/4	1/4
SHF - 6 - 6N	6-HC-7-6	-	3/8	3/8
SHF - 8 - 8N	8-HC-7-8	-	1/2	1/2

SHF

Hose Fitting




Connects Fractional SUPERLOK Port To Hose

SUPERLOK Part No.	Cross Reference		Tube O.D.	Hose
			in	in
SHF - 4 - 4T	4-HC-A-401	-	1/4	1/4
SHF - 4 - 6T	4-HC-A-601	-	3/8	1/4
SHF - 6 - 4T	6-HC-A-401	-	1/4	3/8
SHF - 6 - 6T	6-HC-A-601	-	3/8	3/8
SHF - 6 - 8T	6-HC-A-811	-	1/2	3/8
SHF - 8 - 6T	8-HC-A-601	-	3/8	1/2
SHF - 8 - 8T	8-HC-A-811	-	1/2	1/2
SHF - 16 - 16T	16-C-HC-A-1611	-	1	1

ICN

Close Nipple



Male NPT Threads

Part No.	Pipe Size (in)
ICN - 2N	1/8
ICN - 4N	1/4
ICN - 6N	3/8
ICN - 8N	1/2
ICN - 12N	3/4
ICN - 16N	1

IHN

Hex Nipple



Male NPT Threads

Part No.	Pipe Size (in)
IHN - 2N	1/8
IHN - 4N	1/4
IHN - 6N	3/8
IHN - 8N	1/2
IHN - 12N	3/4
IHN - 16N	1

IHN

Hex Nipple



Male NPT To Male ISO Parallel Pipe Threads

Part No.	Pipe Size (in)	BSP / ISO Thread Size (in)
IHN - 2N - 2G	1/8	1/8
IHN - 4N - 4G	1/4	1/4
IHN - 6N - 6G	3/8	3/8
IHN - 8N - 8G	1/2	1/2
IHN - 12N - 12G	3/4	3/4
IHN - 16N - 16G	1	1

IHLN

Hex Long Nipple




Male NPT Threads

Part No.	Pipe Size (in)
IHLN - 2N	1/8
IHLN - 4N	1/4
IHLN - 6N	3/8
IHLN - 8N	1/2
IHLN - 12N	3/4
IHLN - 16N	1

IHRN

Hex Reducing Nipple




Male NPT Threads

Part No.	Pipe Size (in)	Reduced Pipe Size (in)
IHRN - 2N - 1N	1/8	1/16
IHRN - 4N - 2N	1/4	1/8
IHRN - 6N - 2N	3/8	1/8
IHRN - 6N - 4N	3/8	1/4
IHRN - 8N - 2N	1/2	1/8
IHRN - 8N - 4N	1/2	1/4
IHRN - 8N - 6N	1/2	3/8
IHRN - 12N - 4N	3/4	1/4
IHRN - 12N - 8N	3/4	1/2
IHRN - 16N - 4N	1	1/4
IHRN - 16N - 8N	1	1/2
IHRN - 16N - 12N	1	3/4

IA

Adapter



Female To Male NPT Threads

Part No.	Pipe Size (in)
IA - 2N	1/8
IA - 4N	1/4
IA - 6N	3/8
IA - 8N	1/2
IA - 12N	3/4
IA - 16N	1

IA
Adapter



Female NPT To Male ISO Parallel Pipe Threads

Part No.	Pipe Size (in)	BSP / ISO Thread Size (in)
IA - 2G - 2N	1/8	1/8
IA - 4G - 4N	1/4	1/4
IA - 6G - 6N	3/8	3/8
IA - 8G - 8N	1/2	1/2
IA - 12G - 12N	3/4	3/4
IA - 16G - 16N	1	1

IRA
Reducing Adapter



Female To Male NPT Threads

Part No.	Male Pipe Size (in)	Female Pipe Size (in)
IRA - 2N - 4N	1/8	1/4
IRA - 2N - 6N	1/8	3/8
IRA - 4N - 6N	1/4	3/8
IRA - 2N - 8N	1/8	1/2
IRA - 4N - 8N	1/4	1/2
IRA - 6N - 8N	3/8	1/2
IRA - 4N - 12N	1/4	3/4
IRA - 6N - 12N	3/8	3/4
IRA - 8N - 12N	1/2	3/4
IRA - 4N - 16N	1/4	1
IRA - 8N - 16N	1/2	1
IRA - 12N - 16N	3/4	1

IRHB

Reducing Hex Bushing



Male To Female NPT Threads

Part No.	Male Pipe Size (in)	Female Pipe Size (in)
IRHB - 4N - 2N	1/4	1/8
IRHB - 6N - 2N	3/8	1/8
IRHB - 6N - 4N	3/8	1/4
IRHB - 8N - 2N	1/2	1/8
IRHB - 8N - 4N	1/2	1/4
IRHB - 8N - 6N	1/2	3/8
IRHB - 12N - 4N	3/4	1/4
IRHB - 12N - 6N	3/4	3/8
IRHB - 12N - 8N	3/4	1/2
IRHB - 16N - 4N	1	1/4
IRHB - 16N - 6N	1	3/8
IRHB - 16N - 8N	1	1/2
IRHB - 16N - 12N	1	3/4

IHC

Hex Coupling



Female NPT Threads

Part No.	Pipe Size (in)
IHC - 2N	1/8
IHC - 4N	1/4
IHC - 6N	3/8
IHC - 8N	1/2
IHC - 12N	3/4
IHC - 16N	1

IHRC

Hex Reducing Coupling



Female NPT Threads

Part No.	Pipe Size (in)	Reduced Pipe Size (in)
IHRC - 4N - 2N	1/4	1/8
IHRC - 6N - 4N	3/8	1/4
IHRC - 8N - 2N	1/2	1/8
IHRC - 8N - 4N	1/2	1/4
IHRC - 8N - 6N	1/2	3/8
IHRC - 12N - 4N	3/4	1/4
IHRC - 12N - 8N	3/4	1/2
IHRC - 16N - 8N	1	1/2
IHRC - 16N - 12N	1	3/4

IPG

ISO Parallel Gasket



ISO Parallel Copper Gaskets

Part No.	Pipe Size (in)
IPG - 2	1/8
IPG - 4	1/4
IPG - 6	3/8
IPG - 8	1/2
IPG - 12	3/4
IPG - 16	1

IPP

Pipe Plug



Female NPT Threads

Part No.	Pipe Size (in)
IPP - 2N	1/8
IPP - 4N	1/4
IPP - 6N	3/8
IPP - 8N	1/2
IPP - 12N	3/4
IPP - 16N	1

IPC

Pipe Cap



Female NPT Threads

Part No.	Pipe Size (in)
IPC - 2N	1/8
IPC - 4N	1/4
IPC - 6N	3/8
IPC - 8N	1/2
IPC - 12N	3/4
IPC - 16N	1

IFE

Female Elbow



Female NPT Threads

Part No.	Pipe Size (in)
IFE - 2N	1/8
IFE - 4N	1/4
IFE - 6N	3/8
IFE - 8N	1/2
IFE - 12N	3/4
IFE - 16N	1

ISE

Street Elbow



Female To Male NPT Threads

Part No.	Pipe Size (in)
ISE - 2N	1/8
ISE - 4N	1/4
ISE - 6N	3/8
ISE - 8N	1/2
ISE - 12N	3/4
ISE - 16N	1

IRSE

Reducing Street Elbow



Female To Male NPT Threads

Part No.	Male Pipe Size (in)	Female Pipe Size (in)
IRSE - 2N - 1N	1/8	1/16
IRSE - 4N - 2N	1/4	1/8
IRSE - 6N - 4N	3/8	1/4
IRSE - 8N - 4N	1/2	1/4
IRSE - 8N - 6N	1/2	3/8
IRSE - 12N - 8N	3/4	1/2
IRSE - 16N - 8N	1	1/2

IME

Male Elbow



Male NPT Threads

Part No.	Pipe Size (in)
IME - 2N	1/8
IME - 4N	1/4
IME - 6N	3/8
IME - 8N	1/2
IME - 12N	3/4
IME - 16N	1

IFT

Female Tee



Female NPT Threads

Part No.	Pipe Size (in)
IFT - 2N	1/8
IFT - 4N	1/4
IFT - 6N	3/8
IFT - 8N	1/2
IFT - 12N	3/4
IFT - 16N	1

IBT

Branch Tee



Male To Female NPT Threads

Part No.	Pipe Size (in)
IBT - 2N	1/8
IBT - 4N	1/4
IBT - 6N	3/8
IBT - 8N	1/2
IBT - 12N	3/4
IBT - 16N	1

IRT

Run Tee



Male To Female NPT Threads

Part No.	Pipe Size (in)
IRT - 2N	1/8
IRT - 4N	1/4
IRT - 6N	3/8
IRT - 8N	1/2
IRT - 12N	3/4
IRT - 16N	1

IMT

Male Tee



Male NPT Threads

Part No.	Pipe Size (in)
IMT - 2N	1/8
IMT - 4N	1/4
IMT - 6N	3/8
IMT - 8N	1/2
IMT - 12N	3/4
IMT - 16N	1

IFC

Female Cross



Female NPT Threads

Part No.	Pipe Size (in)
IFC - 2N	1/8
IFC - 4N	1/4
IFC - 6N	3/8
IFC - 8N	1/2
IFC - 12N	3/4
IFC - 16N	1



**SUPERLOK
TUBE FITTINGS**



i-Fitting®



**BITE TYPE
TUBE FITTINGS**



**37° FLARED
FITTING**



THREAD FITTINGS



**HIGH PRESSURE
FITTINGS**



**O-RING FACE SEAL
FITTINGS**



**INSTRUMENT
BALL VALVES**



**KEY OPERATION
BALL VALVES**



**BALL VALVES TO
DIN STD**



**TRUNNION
BALL VALVES**



**SWING-OUT
BALL VALVES**



**HIGH PRESSURE
VALVES**



PLUG VALVES



MANIFOLD VALVES



NEEDLE VALVES



TOGGLE VALVES



CHECK VALVES



RELIEF VALVES



**EXCESS FLOW
VALVES**



BLEED VALVES



PURGE VALVES



**GAUGE ROOT
VALVES**



**BLOCK & BLEED
VALVES**



GLOBE VALVES



**CRYOGENIC
VALVES**



TUBING



REGULATORS



**FLEXIBLE
METAL HOSES**



VACUUM CLAMPS



**QUICK
CONNECTORS**



FILTERS

BMT Co., Ltd.

(50568) 경상남도 양산시 산막공단남11길 35 (북정동)
35, Sanmakgongdannam 11-gil, Yangsan-si,
Gyeongsangnam-do, 50568 South Korea

TEL: +82 55 783 1000 FAX: +82 55 783 1111

E-mai: superlok@superlok.com

WEB: www.superlok.com

December 2020